

Mapping Britain's Unmet Needs

A report prepared for the
Commission on Unclaimed Assets

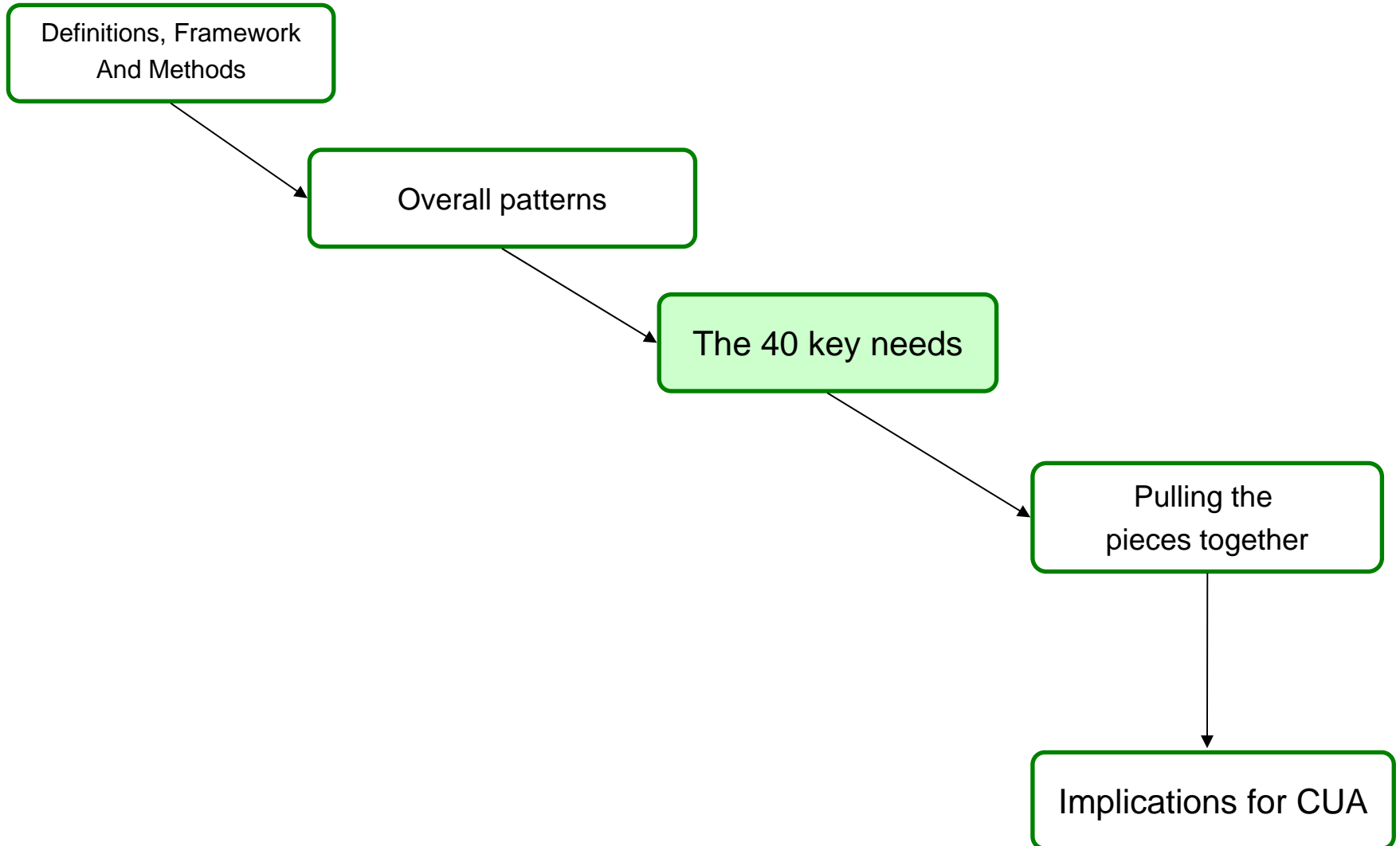
June 2006

THE COMMISSION ON
UNCLAIMED ASSETS



THE YOUNG FOUNDATION

Report Roadmap



Overview

- We were asked to look at needs in Britain, and give a rough assessment of the most pressing unmet needs of 60 million people – urban and rural, marginalised and empowered, rich and poor.
- Our aim is not to be comprehensive or definitive – but to illuminate key issues and challenges.

A first cut

- This project was completed quickly and with very limited resources.
- But we are also using it to suggest how Britain might undertake a more regular and systematic needs mapping exercise in the future to guide the work of government, foundations and others.

There have been many maps of British needs in the past ...

- 1844: Engels wrote on the condition of the working class in England
- Late 1880s: Rowntree produced his study of poverty in York
- 1886-1903: Booth compiled a classic survey of London's East End
- 1960s: Smith and Townsend estimated numbers living under the poverty line and Townsend re-conceptualised poverty as exclusion from social activities rather than just about diet and income.
- 1970s: Michael Young's poverty reports
- 1980s: The 'needs mapping' of the Policy Studies Institute
- Today: many localised needs mapping exercises for councils and NGOs and issue specific needs assessments (i.e. child poverty; parenting; health)

Needs mapping around the world

- Frequently used in international development – with statistical data, qualitative methods and bottom up engagement
- Human development indices as a core measure
- ‘Voices of the poor’ study for the World Development Report 2000/01
- Oxfam’s poverty maps
- Examples include rural poverty alleviation needs assessment in Kenya, Mozambique and South Africa by the International Development Research Centre; UNDP’s Papua Needs assessment reports etc.

Defining need

- Need 'is a funny fish' (Salman Rushdie)
- No universal definition or index
- Inherent complexity: some needs are felt, some latent, some relative, some absolute
- Our working definition draws on the work of Ian Gough: 'Need is what, if not met, can cause serious harm or socially recognisable suffering' . Harm can be anything from illness to depression.

Four main categories

Flowing from this definition, we identify 4 main categories:

Physical needs & resources	Basic needs for shelter, health, food and reproduction. Lack of these can bring considerable harm to the individual, ranging from homelessness to illness.
Needs for skills and capabilities	Skills and aptitudes necessary for taking part in society and exercising freedom – lack of which often leads to other kinds of need.
Need for care and advice	Care, advice, nurture and support – the need for others.
Psychic needs	Related needs for love, recognition, understanding and happiness.

Identifying the gaps

- We then map these categories against the main ways in which people meet their needs – through the market, the state, relationships or the third sector. This enables us to see where the key gaps are. We have given indicative examples here.

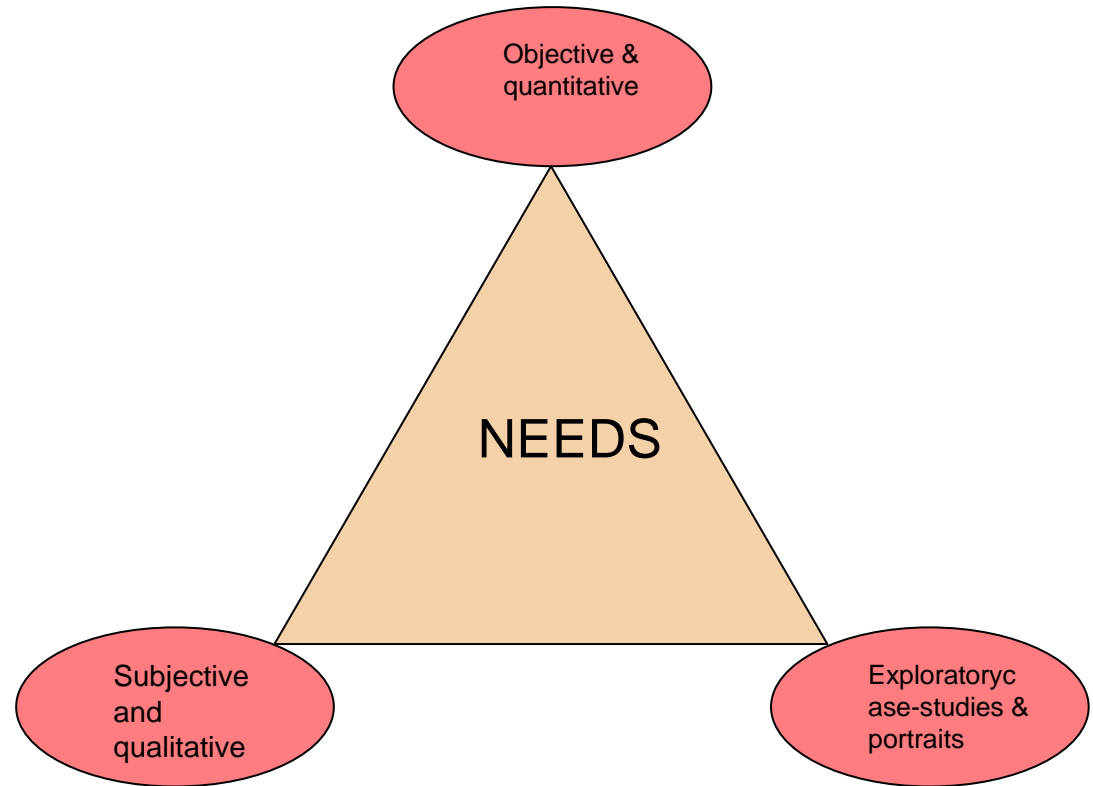
Needs for... Met by....	Physical & resources	Care	Capabilities	Psychic
Markets/ Money	Renting a flat	Hiring a nanny	Paying for a degree	Paid therapy
Politics/ state	Housing benefit	Surestart	Primary schooling	Publicly funded mentoring
Relationships, friends, family	Housing an aged parent	Informal eldercare	Cultural capital in the family	Marital love
Voluntary sector	Hospice; homeless shelter	Assistance for the elderly (i.e. help the aged)	WEA, U3A	Befriending services
Gaps	?	?	?	?

Methodology

- We identify the gaps through a combination of methods:
- **Statistical analyses** combining both hard and subjective data
- **Reviews** of front line research reports, from government, academia, foundations and third sector
- **Interviews/focus groups** with members of the public and frontline agencies around the country
- An **opinion poll** by MORI which explored issues of perception of need, loneliness, disempowerment, mutual support and the way people meet their needs.
- **A mapping exercise** by the Henley Centre which helped us to understand the connection between needs and the conditions of multiple need that may affect certain groups within society

Three Lenses

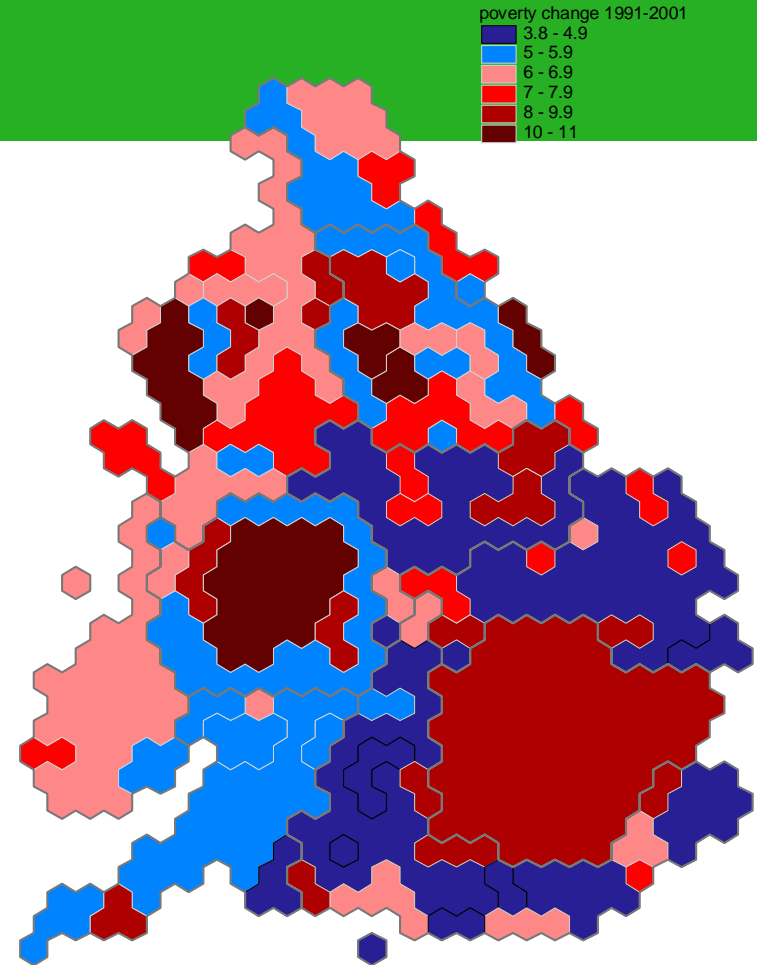
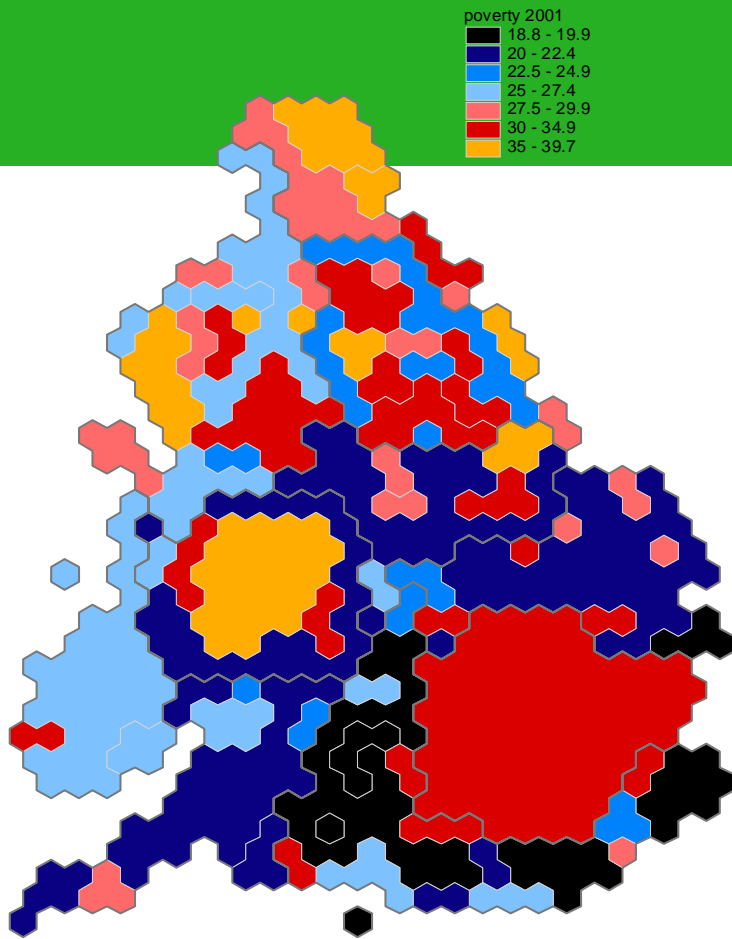
- This approach allows us to look at needs through three different lenses:
- *Objective*: reviewing and integrating standard statistics on poverty and specific needs.
- *Subjective*: investigating the more complex qualitative aspects of 'need'.
- *Exploratory*: the research dives into particular communities through specific case studies of marginalised communities or groups and portraits.



Broad national patterns

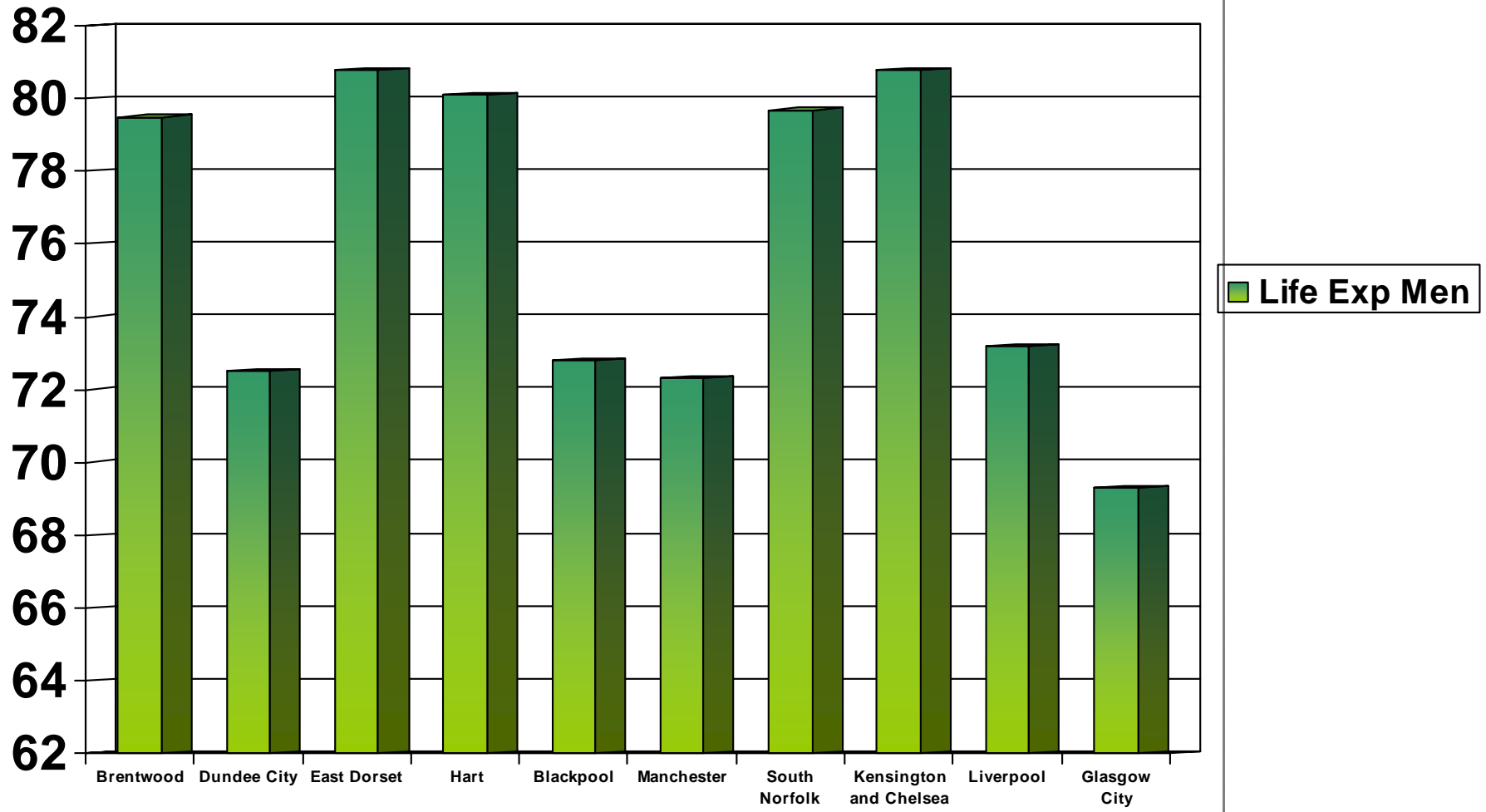
The overall picture we have found is a society that has experienced a rapid rise in prosperity and opportunity and is slowly getting over a long period when family structures weakened markedlybut amidst this picture there are many acute unmet needs some of which have clearly worsened





- Poverty is defined here as the lack of socially perceived necessities. People living in poverty are those whose "resources are so seriously below those commanded by the average individual or family that they are, in effect, excluded from ordinary living patterns, customs and activities" (Townsend).
- Poverty by this definition rose everywhere in the 90s – it rose more quickly in areas where it was most prevalent to begin with. Hull (lowest average income) also had the highest poverty rate in the country (39.5%).
- The highest rise in poverty rate has been experienced by Bradford (11% change), Birmingham (10.5%), Huddersfield (10.3%). Lowest increases are in Aldershot (3.8%), Reading (3.8%).

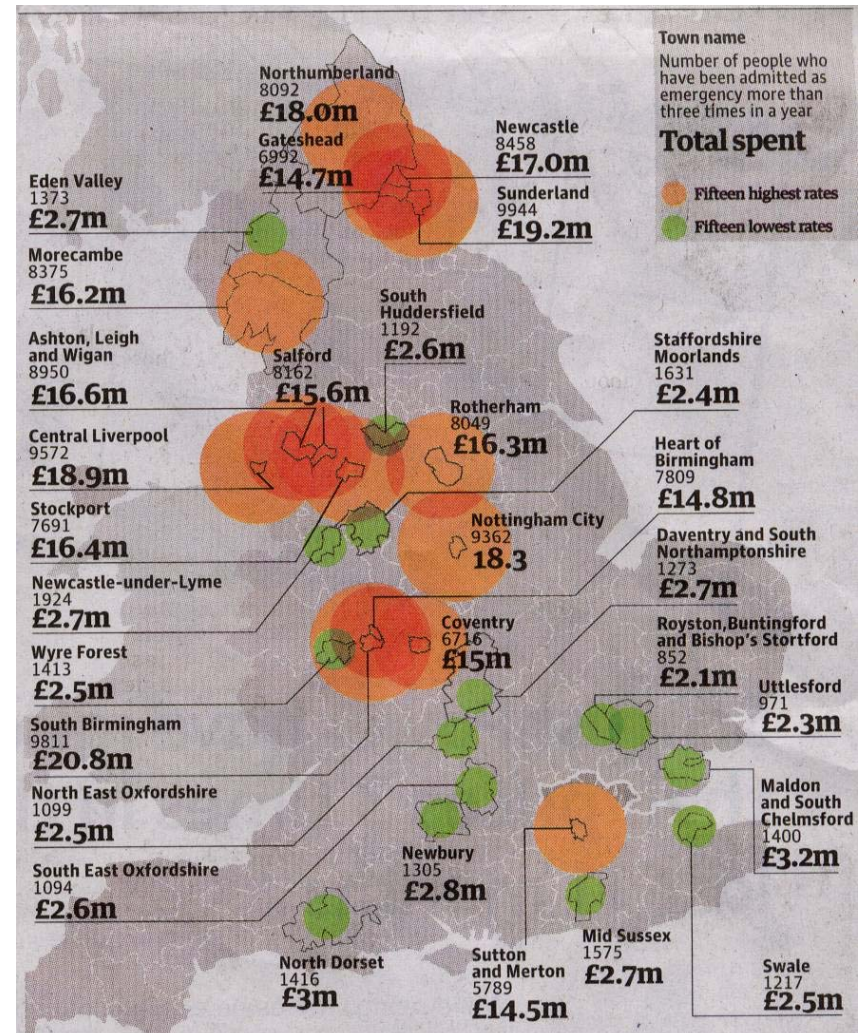
Life expectancy is also distributed unequally



... as is health

Britain's health depends largely on where you live

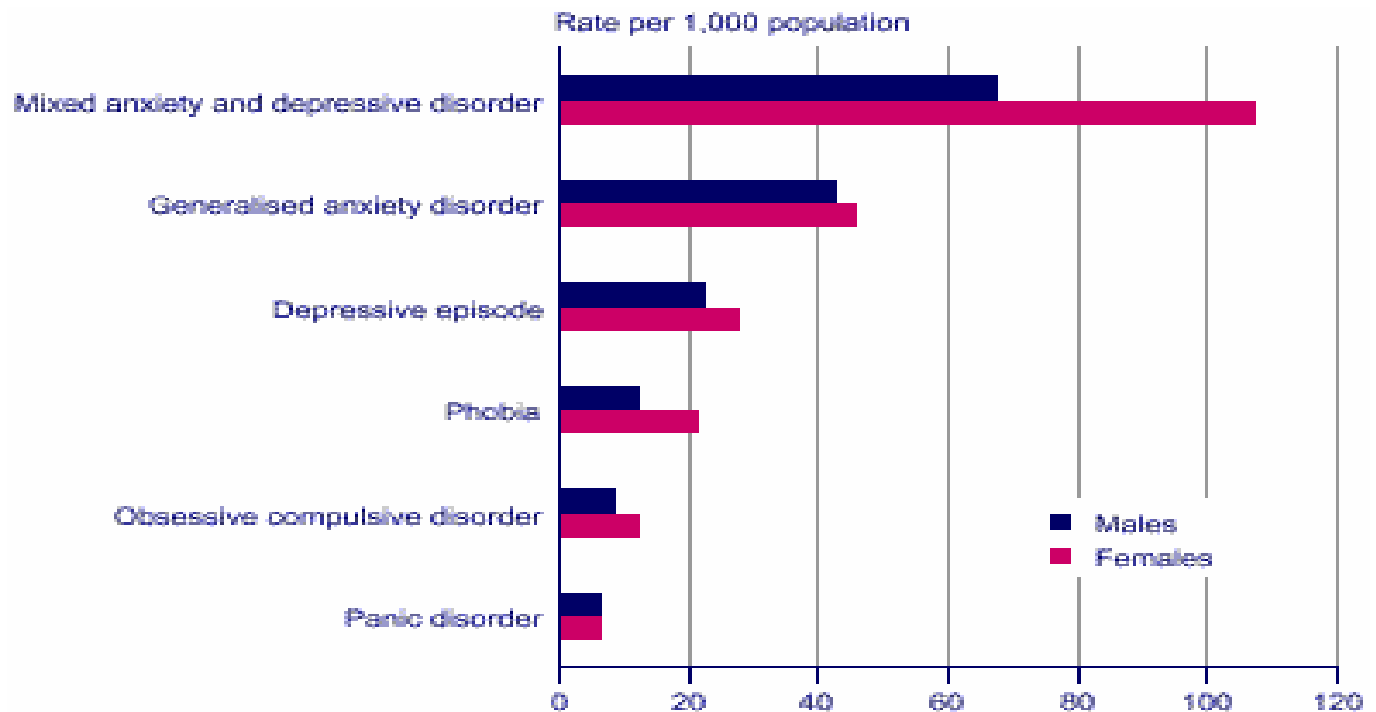
- People most likely to be admitted to A&E 3 times a year are: families and pensioners who live in high rise flats, people who suffer from high levels of socio-economic deprivation (often in large northern and urban areas like South Birmingham, Newcastle, Nottingham).
- People least likely to be admitted include: farming communities in areas of high land value, likely to be members of the National Trust (areas like Bishop's Stortford PCT, Royston).



And mental health seems to be deteriorating...

Mental Health

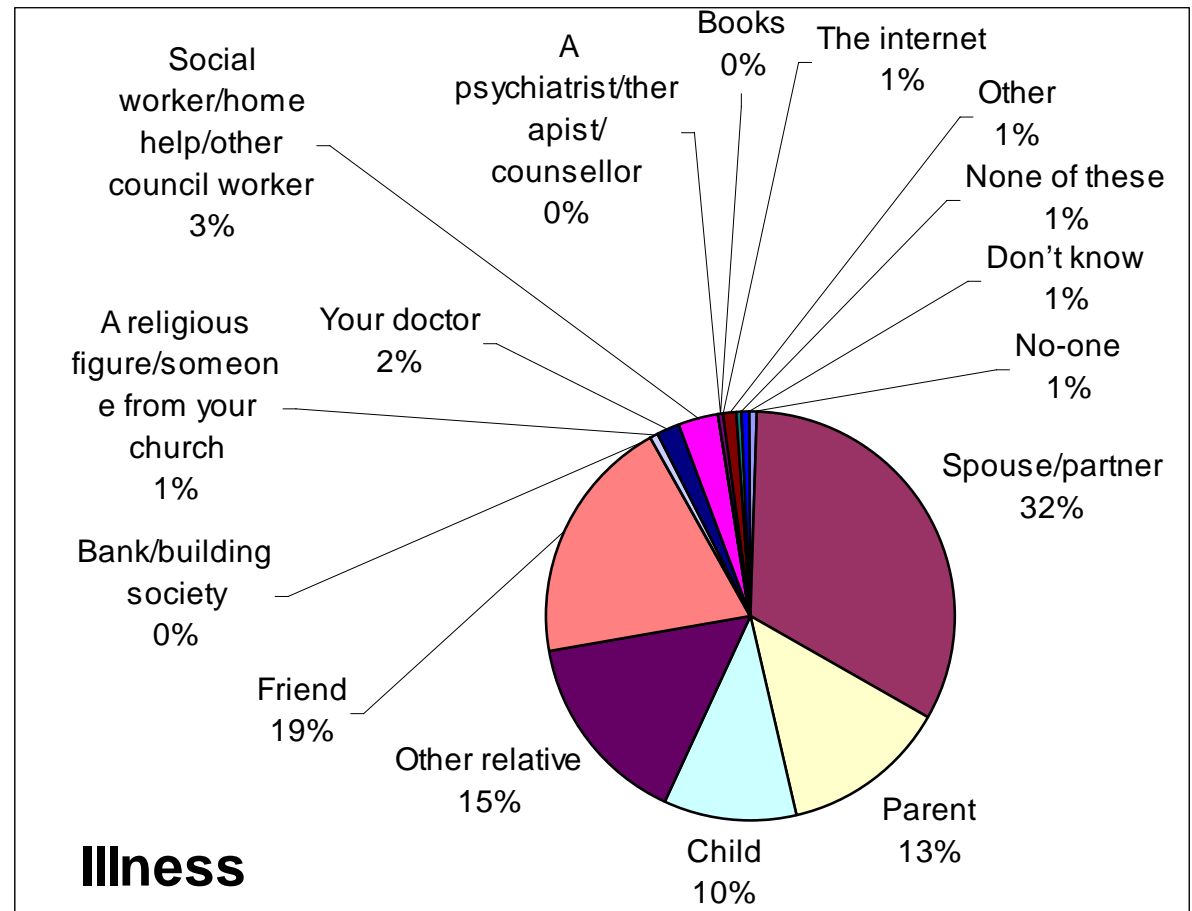
- 1 in 6 adults experience neurotic disorder at any one time
- 1 in 7 had considered suicide at some point in their lives.
- 1 in 200 had a psychotic disorder such as psychosis and schizophrenia.



*How people meet their own needs:
with MORI we investigated
perceptions of help and support*

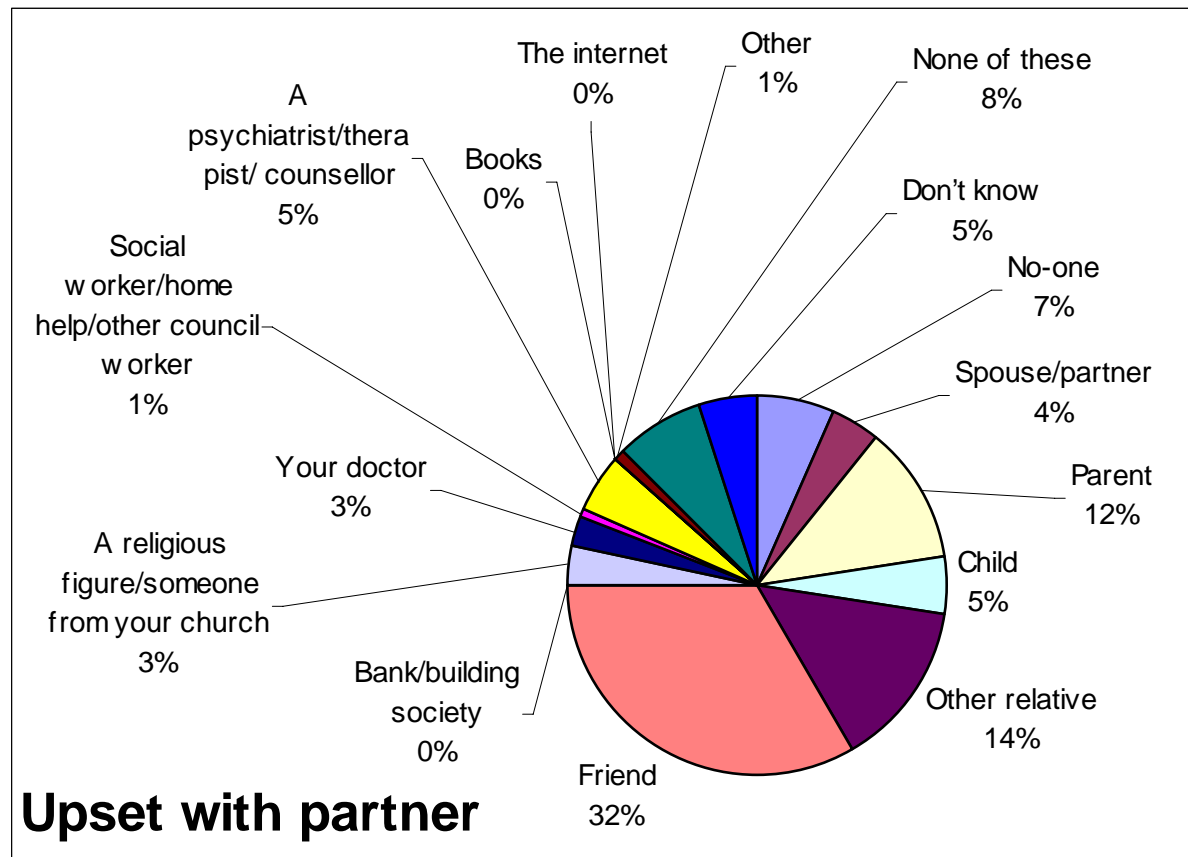
A key finding: family remains decisive for meeting needs ... far more than state, NGOs, religion

- If the following situations arose, which of the people and types of help on this list would you turn to?

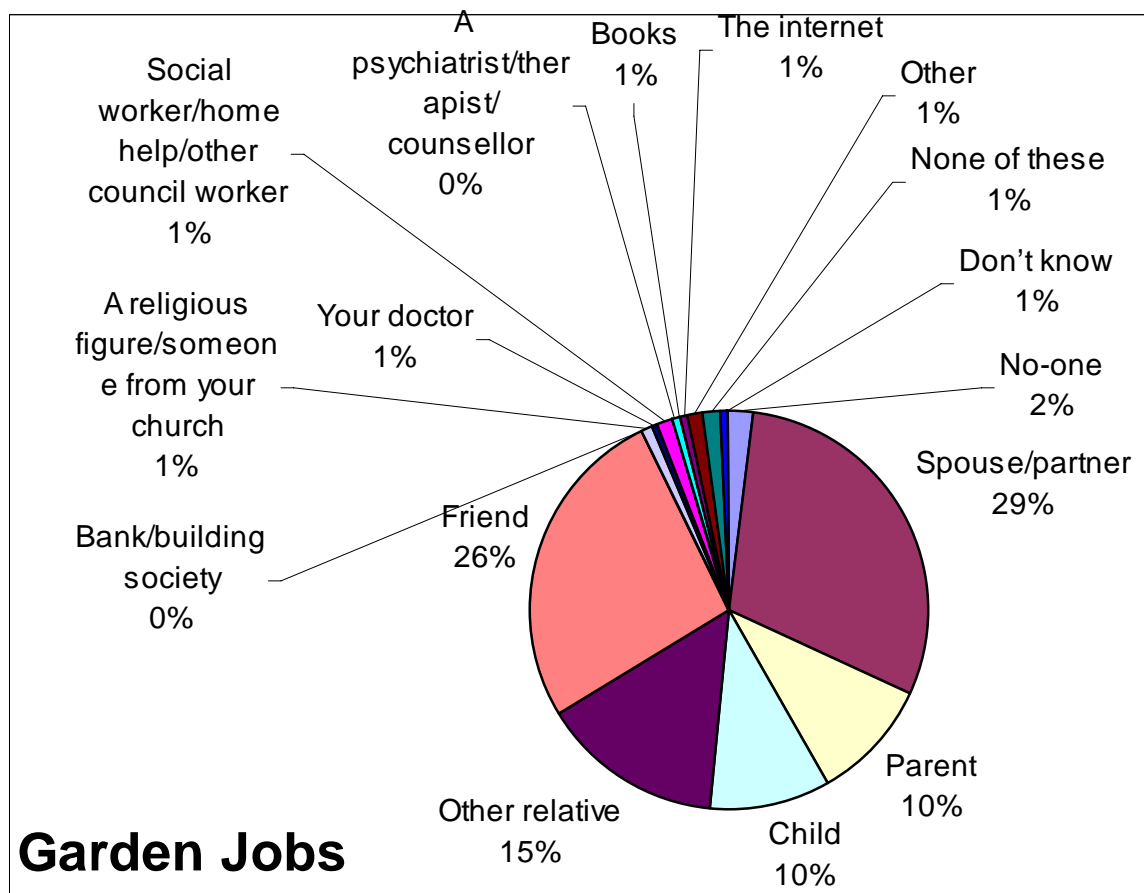


- Spouses, friends and relatives are very important sources of support when people have an illness and need help around the home, with shopping and so on. The internet and professionals are not seen as very relevant.

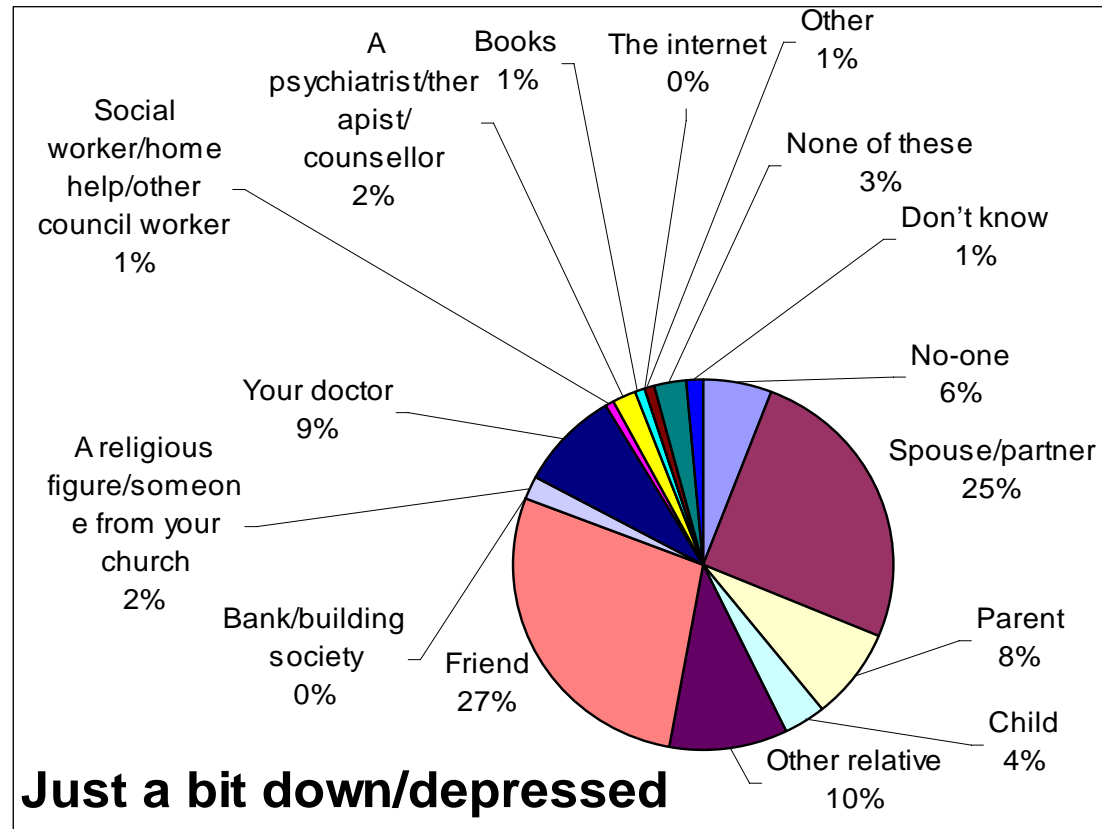
- To the scenario 'if you are very upset about a problem with your husband, wife or partner, and haven't been able to sort it out with them', people rated friends, relatives, and parents as main sources of mutual support.
- 7% did not turn to anyone.
- Quite a lot of people turned to psychiatrists/ counsellors (5%); religious figures and doctors (3%).

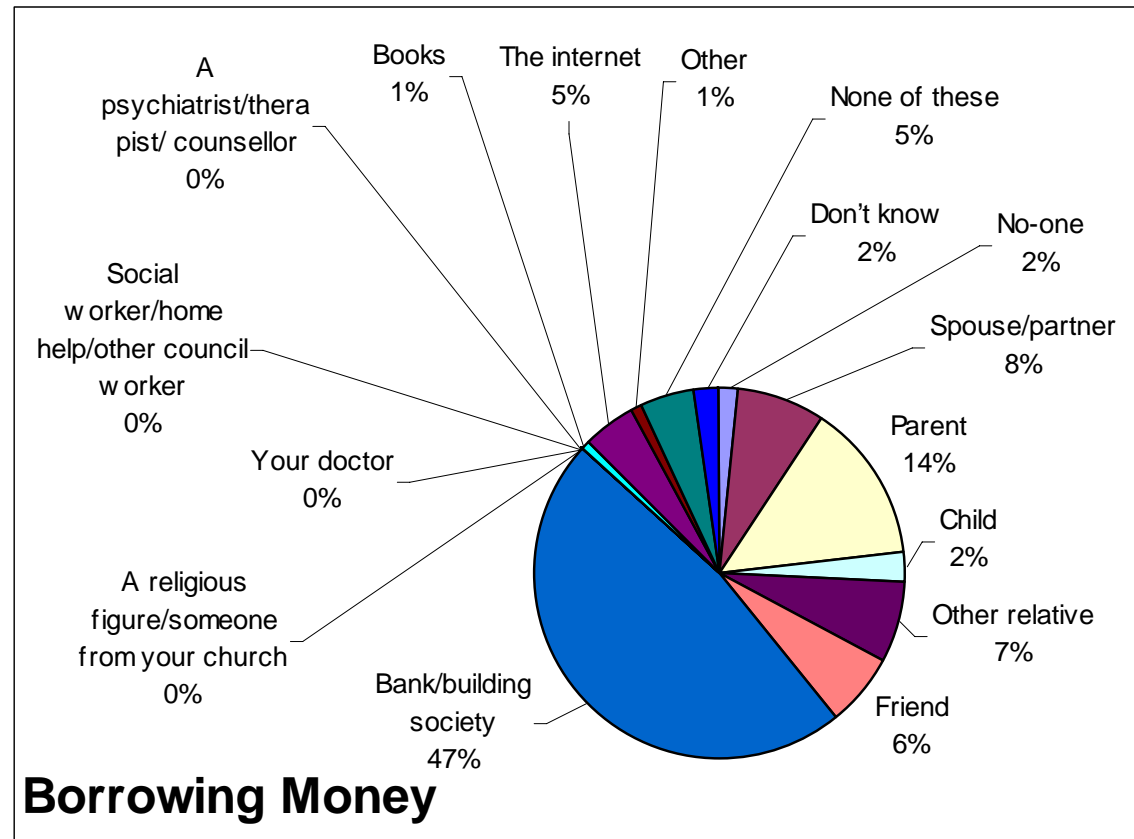


- When asked who would they turn to for help in doing a garden or household job that cannot be done alone, respondents would once again mention friends and spouses as main ports of call – with children, parents and other relatives also quite high in the list.
- Surprisingly, religious leaders, doctors, social workers/council workers the internet and books all featured – with 1% of respondents mentioning them!



- Respondents mentioned friends (27%) and slightly less so partners/spouses (25%) as sources of mutual support when a bit down or depressed.
- Parents (8%) surprisingly featured less than other relatives (10%); 4% of respondents turned to children.
- Doctors (9%) featured highly – and 2% of respondents admitted turning to religious figures and therapists.





- Overall, intimate relationships and friendships appear most important...except when it comes to borrowing money - where banks, internet and parents are preferred to spouses and friends.

Mapping the key needs

From our analysis, we have identified 40 **key needs** in six interconnected main clusters which came through from the combination of quantitative and qualitative analysis:

- **Poverty** of power, money and place
- New forms of **destitution** – the results of globalisation
- **Psychic** needs
- Needs arising from **fractured families and weak family substitutes**
- Needs arising from **damaging consumption**
- **Violence** and abuse

Poverty of power, money and place

“ *In some respects these needs are worsening - especially amongst the elderly, disabled, single parents, income poor. They are becoming more concentrated in fewer places and are expressed through the re-emergence of old diseases like TB or syphilis. ”*

Income poverty:

- Remains high for particular groups - 66% and 62% respectively of **lone parents** with one or two children, and 61% for the **disabled or long-term sick**, in households where **no one is in paid work**.
- **Bangladeshi and Pakistani** households have the highest rates of social deprivation.
- **Women** are 5% more likely than men to live in poverty.

Poverty means...

'Having all the same dreams for the future that everyone else has, but no way on earth to make them come true.'

• *'Knowing it is never going to get better, this is it.'*

• *'Having no choice about where we live, what school the kids go to or what kind of jobs we get.'* (Making UK poverty history, Oxfam)

"I've no central heating in my bathroom so it's very rare that I have a bath – the council won't fit it and I can't afford it."
Widow aged 58, Wakefield

- In 2004/05, 11.4 million people in Great Britain were living in households below the income threshold. This represents a drop of 2½ million since 1996/97. It is, however, still much higher than in the early 1980s.
- Children are one and a third times more likely to live in a low income household than adults. Almost 2 million children live in workless households.
- Nearly two million people cannot afford to heat their homes adequately, contributing to up to 50,000 winter deaths. Around 8 million cannot afford essential household goods such as a fridge, telephone or carpets.
- It is estimated that, on average, Gypsy and Irish Traveller women live 12 years less than women in the general population and Gypsy and Irish Traveller men ten years less than men in the general population.
- An estimated 750,000 people in England and Wales fail to get their prescriptions dispensed because of the cost.
- There are around 4 million people who do not have enough money to buy fresh fruit and vegetables or two meals a day.
- On top of this, the poor suffer disproportionate levels of bad housing, overcrowding, property and violent crime, educational underachievement, unemployment, sickness and disease.

2

Accommodation Temps

The DCLG official levels of homelessness show that it has almost doubled since 1996 (100,970) even if numbers of rough sleepers have fallen sharply. This is just the tip of the iceberg – the insecurely housed who live in hostels, bed and breakfasts, squats or on the floors of friends and family probably amount to an estimated 380,000.



“Started off working, spent all my money on cannabis, then I stopped going to work and that, and got sacked, ended up begging” (young male, Scotland 2006)

- 73% of households in temporary accommodation included dependant children. That means over 100,000 children do not have a permanent home.
- Data limitations mean that at present it is not possible to estimate the total prevalence of youth homelessness, but estimates suggest between 36,000 to 52,000 young people were 'found homeless' by local authorities in England in 2003. Children who are homeless lose out on a quarter of their schooling.
- The problems of temporary accommodation stem from a dire shortage of housing, particularly in the South East and London. Growing housing shortages in rural areas are affecting young people disproportionately. Limited supply of social housing, and competition in an already expensive housing market have worsened the situation.
- Across the 8,000 small villages (population 500-1,500) in England, the Rural Housing Trust estimates that at least 50,000 affordable new houses are needed.

3

Overcrowded Housing

- About 782,000 homes which are officially unfit for human habitation are currently occupied by people in the UK. More than 500,000 households are living in overcrowded conditions, including more than 900,000 children.
- Over half of England's severely overcrowded households are in London
- Nearly a third of all London's children live in overcrowded households that lack at least one room.

"I know clients who sleep in bins, on families' floors, in parked cars, phone boxes..."
Jean Bosko, French Speaking African General Council

"One comes home from work and sleeps - then the other gets disturbed, he's got to go to school, he studies first then sleeps, the other one would come back at two o'clock, then the other one does not and is not able to get enough sleep, then how is supposed to wake early and get to school?" (Young Bangladeshi boy, Tower Hamlets)

- Overcrowding is most severe among ethnic minority groups, with 56% of Bangladeshi children living in unacceptable conditions compared to only 9% of white children. 46% of black African households and 39% of mixed white and black African households in London are living in overcrowded housing.
- The increase in overcrowding has been mirrored by the rise in tuberculosis infections that started to increase in London in the late 1980s. London boroughs with above average overcrowding also have an above average tuberculosis infection rate. There is a relationship between overcrowding and respiratory diseases.
- The consequences of over-crowded bedrooms are serious and wide-ranging. Sharing bedrooms, particularly with people of a different sex or generation results in a lack of privacy and loss of dignity for people who are unable to dress, undress, sleep or even pray undisturbed.

4

Obsolete Skills

- In the last two decades the percentage of jobs requiring qualifications has risen from over 10% to nearly 75% of all employment and there is expected to be a further 25% decline in the demand for unskilled labour by 2010.
- Women coming back to work after maternity; those who have recovered from depression or grief; the unemployed, the disabled and former incapacity benefits holders are most at risk of losing out in the job market.



"Okay your father managed to get a mouse. Now how do we use it?"

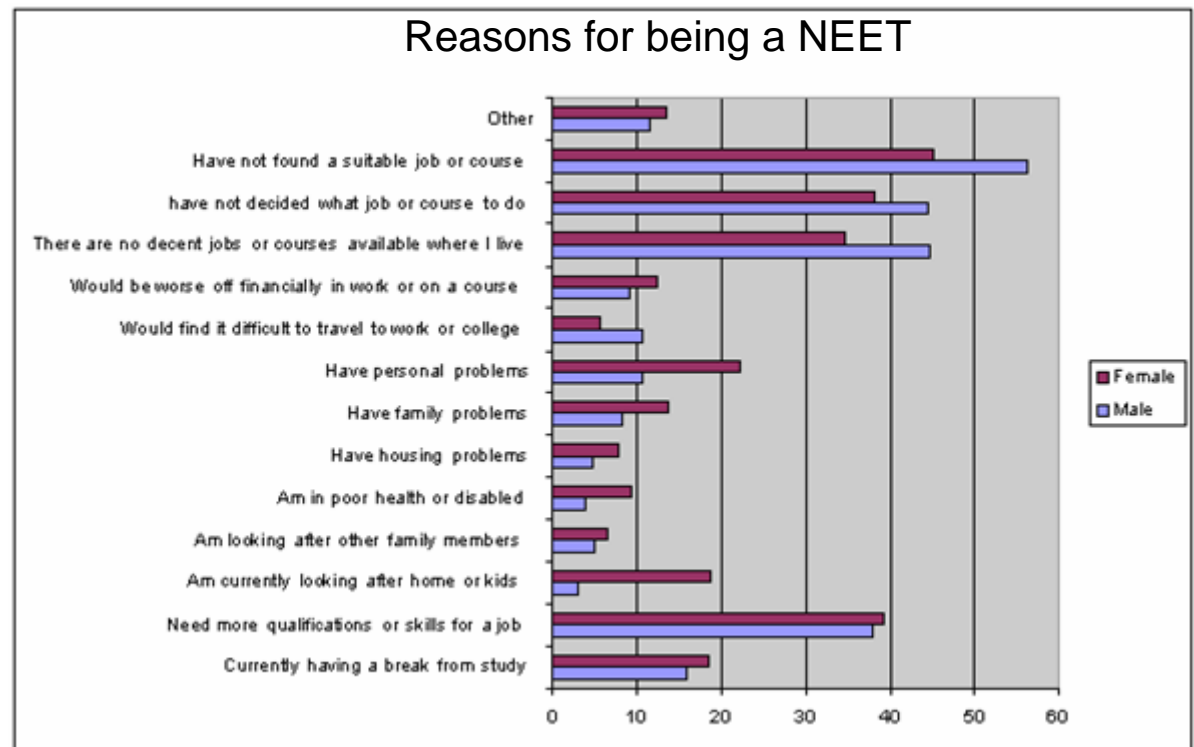
- Obsolete skills are a particular problem for over 50s and retirees.
- Around 1 million people choose to work beyond State Pension Age already, but a lower than average proportion of people over 50 are employed and fewer of them have qualifications
- There is a national shortage of opportunities for older adults to retrain and up-skill and courses that help older people to understand current social, demographic, economic and other developments within society so that they can make the most of 'active retirement' and improve their quality of life through non-vocational provision.

5

Lost in Transition

- Young adulthood is a period characterised by transition – finding a job, leaving school, leaving home etc.
- 1.1 million young people are NEETS and 7½% of 18-24 year-olds (60,000 young adults) are officially unemployed.
- Almost 5% of 16 year olds leave school without any GCSE qualifications each year.

“I’ve got the grades I have, I can’t change them and I don’t want to go through the hassle again. Sitting down in a room and fill in a bit a paper-I know what’s in my head but I can’t get it on paper”- Male, NEET



- **NEETness is more common in regions with a history of high unemployment.** The literature points to the North, North West, Yorkshire & Humberside and Wales as problem areas, in comparison to regions where unemployment had remained comparatively low (South East and East Anglia).
- **But Barking** has the highest concentration of NEETs in the country - one in four young people are not in education, training or employment.
- Almost 5% of 16 year olds leave school without any GCSE qualifications each year. 80% of all Gypsy and Travellers pupils are thought to leave school functionally illiterate. This doesn't include the 46% who fail to get above a C grade across 5 subjects – the minimum for many employers.
- The proportion of 11 year olds failing to achieve level 4 or above at key stage 2 in English and Maths has fallen substantially in recent years but children in schools with relatively high numbers of free school meals continue to do much worse than other schools.
- Many young people who are NEET have emphasised the lack of careers advice they received in school but many more say that their main barrier is themselves – their own lack of confidence and/or negative attitudes.

6

The immobilised

- Elderly people, the disabled, single parents with buggies, people with mental health problems, young people and households without a car (28%) suffer from lack of accessible transport, particularly in rural areas.
- 25% of disabled people (and 50% without a car) report that inaccessible transport restricts their leisure pursuits.



‘Sometimes my nephew takes me out in the car at the weekend, but apart from that and going to the hospital and GP, I never get out because there is no transport.’
(woman, over 65, Leeds)

“The one thing I would buy if I could would be a motorised invalid carriage” (Anonymous, Herefordshire MIND December 2005)

- The overall number of trips people in Great Britain make declines with age.
- Car usage declines with age and varies by sex. Fewer older women than men have access to a car: 77% of men and 64% of women aged 65-74 in 2001 in Great Britain. Among those aged 75 + these proportions were far lower at 57% and 34% respectively.
- Yet accessibility, affordability, availability and safety concerns often mean the vast majority of 28% car-less households, disproportionately older people, cannot easily maintain independence and quality of life.
- Research in 2001 found that 14% of people aged 65 and above felt unable to manage walking down the road without assistance. Such reduced mobility in old age can make reaching and combining transport types between each stage of a journey much more difficult. This can be a major problem in reaching vital services, particularly in rural areas where such services are more dispersed. 12% of all rural households live more than 4 kilometres from a doctor's surgery
- Moreover, fears of crime and intimidation increase the likelihood of disabled people re-evaluating what constitutes an essential trip, which results in increased social isolation.

7

Risky Infections

Risky Infections are on the rise.

- Nine in every 100 people who go into hospital will pick up an infection there- 5000 will die. MRSA accounts for one fifth of infections.
- TB represents a rate of 12.5 per 100,000 population. Mainly affecting Black African ethnic group (283 per 100,000) followed by Indian, Pakistani and Bangladeshi.



“London is a snapshot of the global epidemic. What we are witnessing here and in other European capitals reminds us of the 'globalisation' of disease - so long as there is TB in the world, no one can feel completely safe,” Chris Dye World Health Organisation.

- Tuberculosis rates were highest in the 15-44 year age group (18.2 per 100,000), and lowest in children aged 0-14 years (3.4 per 100,000). 70% of cases were born abroad, and the tuberculosis rate was 23 times higher among those born abroad than among those born in the UK (90 vs. 4 per 100,000).
- Sexually transmitted infections have also been rising. 2004 saw the largest annual number of newly diagnosed HIV infections with 7,271 cases reported. It is currently estimated that 53,000 people are living with HIV in the United Kingdom, around a quarter of whom are undiagnosed.
- Between 1985 and the end of January 2001, 1,101 children aged under 14 years were diagnosed with HIV in the United Kingdom. Of all the children diagnosed, 27% were known to have died.
- In 1988, the single-antigen measles vaccine was replaced with the Measles, Mumps and Rubella (MMR) vaccine. In 1991, there was a 90% uptake of the MMR vaccine among two-year-olds. From 1996, a second dose of MMR before school entry was included in the routine immunisation programme, to ensure a high level of immunity in this age group. However, in 2001 immunisation uptake of MMR among two-year-olds had declined to 84%. Between 1995 and 2001, there were 665 laboratory-confirmed cases of measles in England and Wales.

8

Gremlins of literacy, numeracy and basic skills

- 5 million adults have low literacy skills in England alone – 16% of working age adults (the rate has dropped but remains high). In Scotland, 23% of adults may have low skills and another 30% may find their skills inadequate to meet the demands of the 'knowledge society' and the 'information age'.
- People with low literacy skills are up to five times more likely to be unemployed or out of the labour market.



“I can’t even write a sick note to the school when my son has got a bug — I mean, how do you think that makes me feel?” Consumer, Cornwall

“I get my son to read for me and he is more embarrassed about me than me.” Consumer, London

- People with basic skills difficulties — the inability to read, write and use mathematics at a level necessary to function at work and in general society usually defined as below Key Stage 2 (11 years old) — have trouble with many taken for granted aspects of life (i.e. understanding bills) and often experience very low self-esteem.
- Gypsy and Irish Traveller children, particularly those of secondary age, have much lower levels of school attendance than pupils from other groups. By Key Stage 3, it is estimated that only 15-20% of Traveller pupils are registered or regularly attend school.
- Women with very low literacy skills are five times more likely to have symptoms of depression than women with good literacy skills.
- People with the lowest levels of skills, especially men, are also more likely to lead isolated lives and less likely to have spouses or partners. This group is also over-represented in both prisons and young offender institutions, and are also more likely to suffer from poor health.
- Approximately one in four people with low skills (24 %) receives one or more of Jobseeker's Allowance, Income Support or Incapacity Benefit.
- It is estimated that low literacy and numeracy skills may cost the country as much as £10 billion a year in lost revenue from taxes, lower productivity and the increased burden on the welfare state.

- Not just activities but also lack of/ unsafe or inadequate public spaces are a problem, particularly for old people, young families and young people.
- Fewer than 40% of local authorities have outdoor play policies or public realm strategies



- London alone has lost green space to development the equivalent size of 1,428 football pitches or more than seven Hyde Parks since 1989.
- Yet the vast majority – 91% – of the public believes that parks and public spaces improve people's quality of life (MORI/Cabe 2004).
- Even in the countryside, 63% of parents say they had no safe outside area where their children could play, exacerbating tensions within the home. For many poor children and young people, life in the countryside is marked by boredom and isolation and many feel trapped and constrained by their surroundings (ECP Rural Child Poverty 2005).

10

Financially Disempowered

- 8% of households have no bank accounts, savings or investments—a figure which has not changed in four years.
- 80% of people do not know that APR refers to the interest and other costs of a loan.

'There was a competition on the television. You had to phone a number and answer the question, and if you got the right answer you could win £1,000. I was at home alone and entered quite a few times; I could have really done with the money... but I hadn't realised that the phone call cost over £2 a time... When the bill came it was over £500 – I nearly died.'
(old woman, Cheshire)



- A third of young people said their parents had never taught them how to manage their money, one third (33%) of homeless young people say they do not know how to budget (Crisis). Financial literacy is a major factor in whether individuals are at risk of getting into an escalating spiral of debt (Centreport 2005).
- Financial disempowerment also has heavy psychic consequences. Money is the most common cause of arguments among households (44%) according to Relate. Low income couples are more than twice as likely to argue over money issues than middle/high income families. Calls volumes to the Consumer Credit Counselling Service (CCCS) grew 30% in 2004 and are predicted to rise by 50% in 2005.
- Over half of the poorest fifth of the population lack home and contents insurance, even though they are twice as likely to be burgled.

- In June 2005, the total UK personal debt broke through the £1.1 trillion barrier.
- Lack of understanding means British consumers are unaware of how much they spend each month on plastic, believing they spend over £350 a month less than they actually do.



“A lone parent with several unsecured debts was being contacted up to 15 times a day – sometimes at work – by a debt collection agency acting on behalf of one of her creditors and threatening to send someone round to her house” (citizens advice bureau)

- 10% of people have more than five credit cards. More than one in ten consumers have problems meeting their credit card debt repayments.
- Average consumer borrowing via credit cards, motor and retail finance deals, overdrafts and unsecured personal loans has risen to £4,125 per average UK adult at the end of December 2005. This has grown 52% in 5 years.
- At the end of December 2005 the total UK personal debt was £1,158bn. The growth rate remains strong at 10.2% for the previous 12 months which equates to an increase of £100bn.
- Citizens Advice Bureaux alone deal with well over a million new debt enquiries a year, but advice services have the potential to help far more people. At present only 20 % of those in arrears seek advice.
- Money worries are one of the main causes of depression and relationship breakdown.

12

Legally disempowered

- Legal ‘advice deserts’ are common in Britain and in many cases people do not feel like turning to the law for help with disputes.
- Our Mori survey shows that **only 18% of respondents would go to a solicitor should they experience** a dispute with a neighbour that couldn’t be solved through talking to them (against 28% who would approach Citizens Advice Bureau).



“West Midlands CAB helped a man who was concerned about the threat of violence to his kids because his ex-wife’s new partner was in breach of a court order on access to them. There was no publicly-funded solicitor within a 15-mile radius.” (CAB)

- Some of those in most pressing need of protection are currently being failed by the law. They include prostitutes, tenants evicted by landlords and rape victims. Out of almost 14,002 recorded rapes in 2005, the conviction rate is only 5.6%.
- Legal aid has been squeezed by the rising costs of a small number of criminal cases. The mounting pressure on the legal services means more and more work is being undertaken by para-legal (unqualified legal assistants) and trainee solicitors.

Needs arising from globalisation

“

These include the needs of an increasing number of people who suffer from deprivation and exploitation, often ‘disowned’ by the state – asylum seekers, undocumented migrants etc. ”

- The Home Office reckoned that in 1998 up to 1,420 women were trafficked into the UK for sexual exploitation.
- This does not include those who have been trafficked for labour exploitation or trafficked children (35 cases within 17 boroughs of London).



“I asked what I was really there for. They laughed and said: 'Prostitution'. I burst into tears. I said I don't want to do that and that I wanted to go home”

Victim of gang, aged 19

- Between 200-300,000 women are trafficked to Europe every year. And every year, at an absolute minimum, hundreds of women are being trafficked into the UK for sexual exploitation. They come from a variety of countries including Albania, China, Lithuania, Nigeria, Romania, Russia, Sierra Leone and Ukraine.
- There were 35 cases of child trafficking within 17 boroughs of London, including nine children under 16 years of age; there are many more reported cases that social services do not disclose. Increasingly, an influx of young Vietnamese, Chinese and Thai children, particularly boys, has been noticed by various agencies. In addition, ECPAT UK has received reports indicating the issue is not confined to London.
- The Home Office has funded the London-based Poppy Project since March 2003, but only for 25 places, with access provided under narrow criteria and dependent on the woman's agreeing to co-operate in an investigation or prosecution; need for spaces far exceeds supply.
- Under the current criteria, only women trafficked into prostitution who have been working as prostitutes in the last 30 days in the UK may have access to the project.

14

Insecure and undocumented

“Two Filipino women who sought advice from King’s Lynn & District CAB in Norfolk in October 2003 had entered the UK on two-year work permits to work as care assistants in a local care home. In practice, they were required to work 80 hours per week, including 40 hours in a second care home not listed on the work permits, for a total of £75 per week plus accommodation in one of the care homes” (CAB 2005).

There are at least 310,000 - 570,000 undocumented migrants living in Britain. They live and work in the black economy invisible to authorities and not eligible to any entitlements – they are often at risk of exploitation, destitution and abuse.



- Considered as second class citizens, often relegated to 3D (dirty, dangerous, difficult) jobs, many migrant workers are professionals who take on jobs that do not use their full skills and potential. They tend to work in relatively low pay paid sectors, like cleaning, care work, hospitality and food production.
- People can become undocumented/illegal in a variety of ways – they can come to Britain illegally (not informing the authorities); they may be failed asylum seekers or they may overstay their visas.

- Changes in the world's economy and societies over the past fifty years have enabled a resurgence of slavery.
- In Britain today there are perhaps as many as 10,000 'disposable people', engaged in modern slavery in the sex industry, agricultural or domestic work.

“We saw one Somali client who couldn't get food for four days. Another was admitted into hospital because he went without food for so long”
Midlands Refugee Council



- Women from Eastern Europe are often bonded into prostitution, Chinese men and women are forced to work as slaves on agricultural estates.
- Modern slavery is more often than not invisible. It includes bonded labour (which affects more than 20 million people around the world); trafficking; forced marriage; forced labour.

- Britain has a high percentage of people whose first language is not English. More than 300 languages are spoken by London schoolchildren.
- While speaking more than one language with fluency is an advantage, the other side of the coin - not speaking English- can often be a major barrier to the exercise of rights and life chances.



- Research undertaken by the Institute of Education and MORI in 1995 suggests that around 450,000 people living in the UK whose first language is not English have little command of the English language. Estimates extrapolated from the 1991 Census and Home Office figures suggest the current figure could easily be three times this.
- At least three million people living in the United Kingdom were born in countries where English is not the national language.
- Little command of the English language can be a major barrier to inclusion, participation and well-being.
- When parents cannot speak English, children usually assume the role of interpreters.
- According to the Scottish executive: throughout the UK, over 75 % of over 25 year old Bangladeshi women do not speak English
- Government provision of language teaching is still patchy, does not always meet the needs of those who are difficult to reach, women, asylum seekers etc.

Needs arising from family, fractured families and weak family substitutes

“ These needs are the result of weakening family support or impersonal institutional care in key spheres of life: childhood, illness, parenting. ”

- 77,000 children and young people (ca. 20,000 who are under 11), 1 in 9 young people before the age of 16 years, run away from home or are forced to leave, and stay away overnight, on one or more occasion each year.
- There are only three official refuges for young runaways in the country, in London, Glasgow and Devon. They have only 10 places between them.



“My dad threw me out, disagreement. My mum screamed abuse at me and told me to leave.

(Alone in London)

- Two-thirds of young runaways are not reported as missing and one in 12 are harmed while away.
- 80% of 16 year olds who run away cite 'problems at home' as one of the key reasons for running away.
- Family fragmentation plays a significant role. Approximately half (45%) of young people in residential or foster care have run away at some point in their lives, compared with nearly 1 in 10 (9.5%) young people living in families.
- Girls are more likely to run away than boys, and there is evidence of higher than average running away rates amongst young people who defined themselves as disabled and/or as having learning difficulties and amongst lesbian and gay young people.
- While children are most in need of safe refuge, many areas of the country do not have enough safe hostels for adults either, especially for women and children suffering domestic violence. Provision is still extremely patchy, with the 277 refuges nationally concentrated in cities

- The number of parents using telephone support has been rising steeply over the last 5 years, suggesting a growing demand for parenting support.
- In our MORI survey, respondents with no children seemed to be more satisfied with their lives.



- Half of all parents say they would find parenting classes valuable, while the majority of teenagers think parenting should be taught in school (Mori)
- For parents who work, the biggest problem is still the lack of affordable childcare: half of those earning less than £10,400 experienced unmet need for childcare in the last year, compared with only 10% of those earning more than £31,200.
- Parents with needs of their own, such as the 1.3 million in England and Wales' alcoholic parents and the 350,000 parents who have a serious drug problem have particularly acute needs for support to care for their offspring.
- Among young pregnant women and young women with child(ren) living with a parent, 61% had no working parent and 59% of parents of young mothers and pregnant teenagers had no qualifications. 90% of teenage parents receive income support and teenage mothers are more likely than lone mothers generally to rely on benefits alone and to be on benefits for longer.

- In 2001, 5.2 million people were providing unpaid care in England and Wales.
- **Single parents of disabled children** are particularly vulnerable - Ca. 20,000 children are living with diagnosed life-threatening illness at any one time, needing constant care.
- 6,000 to 17,000 **children and young people** care for an adult with mental health problems. Census estimated that there are 175,000 young carers in the UK.

“The toughest phase has been being homeless and looking after my grandma before she died. My friend helped me.” (19 year old White homeless male, Alone in London)



- It is estimated that 31% of carers for people with mental health problems are involved in caring activities for at least 50h a week, while of the 2/3 of all carers that are in paid employment, it is estimated they do an extra 20h a week caring.
- The estimated 17,000 families in the UK with more than one disabled child similarly face a dearth of extra care funding and support. Parents of disabled children face 3 times the costs of parents of non-disabled children.
- According to the 2001 Census, 1 in 10 of young carers was caring for more than one person. 56 % are from one-parent families. 44% have been caring for 3 to 5 years, and 18 % for 6 to 10 years. More than a quarter of those who are of secondary school age are having problems at school. Children as young as nine are neglecting schoolwork and friends to look after parents with disabilities or mental health problems.
- Informal carers also suffer from a heavy emotional burden and are likely victims of depression, anxiety and illness.

- Ex-offenders, children leaving care at 16, ex-drug users, mental health patients leaving inpatient treatment, recruits leaving the armed services are at higher risk of problems. These institutions provide an alternative structure to the family - but when they leave them, because of a lack of 'real' family or strong friendship network, their lives often fall apart.
- **Of prisoners** released in 2001 61% were convicted of another crime within 2 years; **most young people** leaving care do so with no qualifications and are likely to become unemployed.



I: what hopes have you got for the future?

P: ...A job waiting for me when I get out, eh? But if not I'll be going back into the dole... it's alright

(young prisoner, Scotland)

- 61,100 **children under 16** are looked after in care, a rise of 6% since 2000, with foster care accounting for 68% of all placements, an increase in 10% since 2000. 62% of these children's single main need for care is to escape cases of 'abuse or neglect', including sexual abuse. But care seems to make little difference – they remain the most excluded group in society long after their 16th birthday. 45% of former care leavers were not in education, employment or training (NEET) on their 19th birthday. 10% of looked after children aged 10 or over were cautioned or convicted for an offence during 2002/2003, 3 times the rate for all children of this age.
- **Ex prisoners** also face challenges. Over 90% of imprisoned young offenders have at least one or combination of personality disorder, neurotic disorder, psychosis or substance misuse. Yet, once they leave prison they may have to wait weeks before benefits and drug treatment programmes begin. Research found that 96% of mentally-disordered prisoners were put back into the community without supported housing, including 80% of those who had committed the most serious offences.
- Today's **veterans and former soldiers** are largely invisible heterogeneous group who are challenging to reach out to. Many don't consider themselves veterans, many more are not known to services and not aware of what assistance may be available. Elderly veterans and those suffering from chronic mental health problems such as Post Traumatic Stress Disorder (the 'invisible' injury) brought on by their services are particularly invisible and hard to reach.

21

Undignified Death

- 611,188 men and women died in Britain in 2003, of whom 83.5% were aged over 65.
- While 19% die at home, more than half die in hospitals, which are not well designed for dying with dignity. 1 in 1000 bodies go unclaimed by friends or relatives (BHPS).

“Throughout my mother’s many years in the dying process, I never felt able to discuss her wishes, awareness, faith and fears about death. Together we maximised her quality of living throughout these years but failed to provide a good quality of dying.” (Dorothy Runnicles, 79, Cambridge)

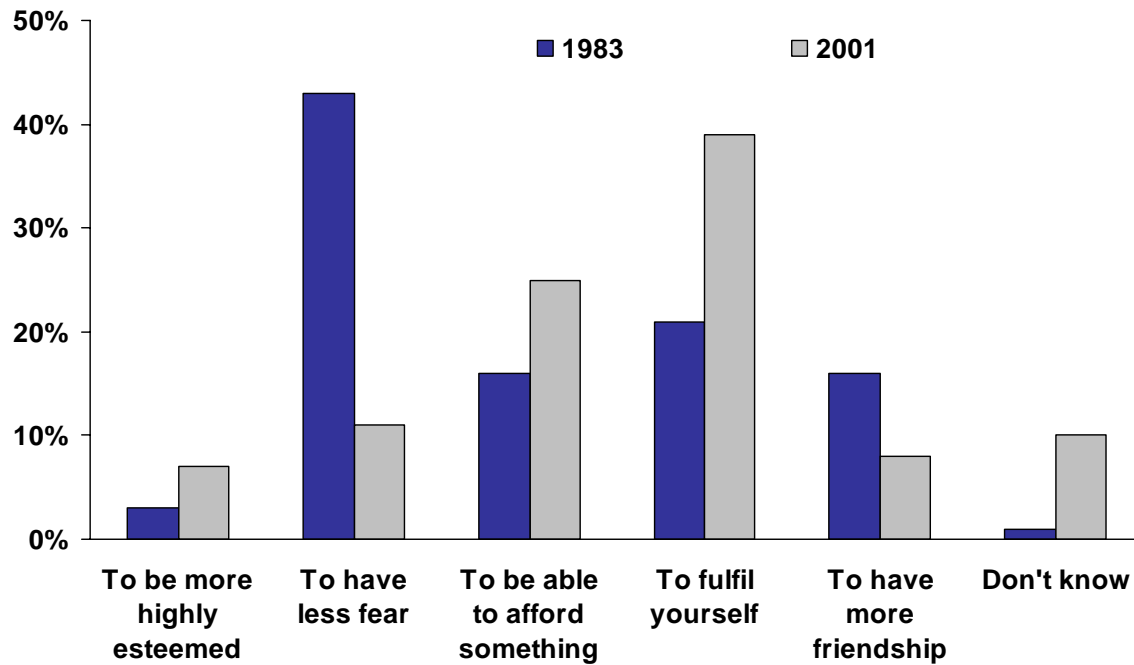


- In the UK, 1.3 million older people need care and support in their daily lives and over half of these are estimated to need palliative care. This figure is set to rise exponentially in our ageing society.
- The cost of a good death is still out of reach of many, with a third of total NHS spending going on the last 6 months of life. This means that resources are being concentrated at the 15% of old people who are most vulnerable, while 85% receive little or no help to maintain their standard of living and inclusion in day to day life.
- People over 85 are especially disadvantaged in terms of family support, but do not receive extra attention and are least likely to be admitted to a hospital or hospice during the last year of their lives.
- While most people who would prefer to die at home die in hospital or in a hospice, there are also people who die completely alone. Official figures suggest that 3.5 million people over 65 live alone – and with no family and friends, 16,000 elderly people died alone between 2000 and 2004. Nearly three-quarters of those dying alone are men, while the women who died alone are on average ten years older than their male counterparts at between 75 and 80-years-old.


Psychic needs

“This category includes people’s needs for recognition and meaning as well as psychic good health. Psychic needs are a growing problem – loneliness, isolation, depression. They are not always captured by traditional poverty analyses and are often inadequately addressed by existing services.”

Psychic needs, self esteem, fulfilment increasingly feature in people's lives. ...If you had a wish, what would it be...?



- By 2020, mental health conditions are expected to be the most common type of impairment.
- 16% of adults of working age have a mental illness, of whom up to a half (8%) are seriously ill.
- The average daily number of NHS beds available for mental illness in England has almost halved between 1988 and 2001.



“I am ill and lose my friends and then have to make new ones only to lose them again when I am ill again” Interview with User, MIND, Herefordshire.

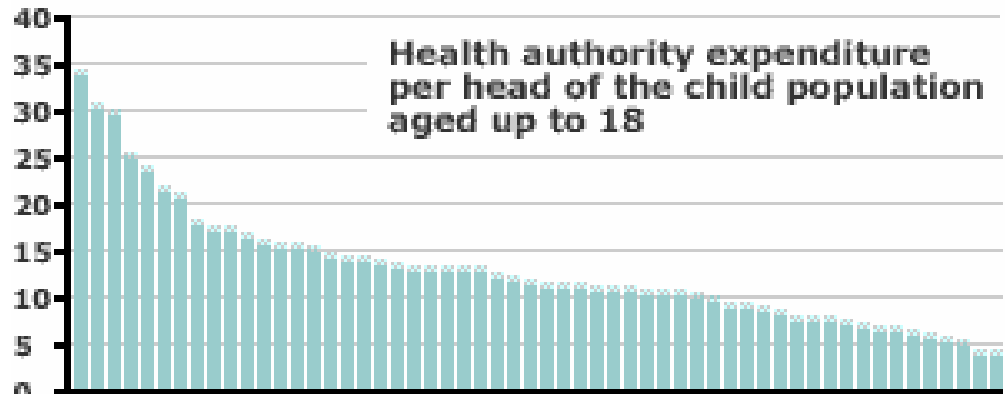
- Mental health problems in adults are more common than asthma. Estimates suggest that about 80 million working days may be lost due to mental ill health, at a cost of around £3.7 billion nationally. Today nearly 40% of incapacity benefit claimants declare mental health issues as their main disability, while a further 10% state it as a secondary factor. The numbers out of work because of mental illness now exceed the official unemployment count.
- Depression, anxiety and phobias can affect up to one in 6 of the population at any one time. GPs spend a third of their time on mental health issues.
- Suicide is now the highest cause of death among people aged under 35. Although suicide rates have started to decline, there are still 4,000 deaths from suicide in England each year, with a disproportionate number of young males in rural areas at risk. Two thirds of men under the age of 35 with a mental illness who die by suicide are unemployed.
- The number of mothers suffering from postnatal depression in the UK is estimated at 10%: between 70,000 and 100,000 women every year.
- Obsessive compulsive disorder affects between 1% and 2% of the population and treatment options are extremely limited.
- Ethnic minority groups are more at risk of developing mental health problems, and are more likely to be admitted to hospital, suffer coercive care and be treated with ECT, than people from majority ethnic groups.
- Adults in the poorest fifth of the income distribution are twice as likely to be at risk of developing a mental illness as those on average incomes.
- The mental health system is treating 2.2 million people at any time – but this is only about ¼ of those with mental illness. It often goes unrecognised – only 1% of people with a psychotic problem and half of depressed people receive any treatment, only 8% have seen a psychiatrist, and only 3% have seen a psychologist.

- In 2004 one in ten children in Great Britain aged 5-16 had a clinically recognisable mental disorder. This is the same proportion recorded in 1999.
- Mental illness disproportionately affects children in low income households, large families, step families or single parent families.
- Expenditure on children's mental healthcare varies dramatically by health authority.



EXPENDITURE ON CHILDRENS MENTAL HEALTH

Spend per child head £'s



Health Authorities

SOURCE: Audit Commission health authority questionnaires

- Mental health problems are more common in boys than girls, with 11.4 % of boys aged 5 to 15 having a problem, compared to 7.6 % of girls.
- But it is young people of Asian origin in the UK who have the worst mental health and the least support. 16-24 year old Asian girls have been found to have a **suicide rate** three times higher than that of white women in the same age range and far higher incidence of self harm.
- **Eating problems** are more common among girls and young women, but more boys and young men are experiencing problems with food.
- In 1998, 160,000 people were seen at accident and emergency departments for treatment of injuries associated with **self-harm**, of whom 24,000 were aged between 15 and 19 years.
- There are 500 consultant child psychiatrists working in hospitals and 110 beds in children's and general CAMHS units.

- While fear of burglary and violent crime has gone down, our Mori survey shows that **45% of respondents felt that tackling anti-social behaviour was a priority.**
- The result was similar across age groups but higher for men and for high income earners. The average British teenager rates being beaten up in the street as number five on their list of worries, according to a report by the NSPCC.



“You would think that the summer wouldn’t be too bad but the winter...and the kids walking through...especially if it is a road with so many trees and hiding places. In Ruchill park there’s needles and fights and people lying dead in it - I’m glad I don’t let them hang about in it.” (Young mother, Ruchill, Scotland)

- Older people's lifestyles can be considerably affected by fear of crime. Although people aged 60+ worry less about crime than those aged 16-59, the older people felt more afraid of walking alone after dark. Women aged 60 + were more likely than men of the same age to feel unsafe: one in three women compared with one in ten men in England and Wales (ONS).
- London had the highest percentage of people who were very worried about burglary (18%). A higher proportion of people living in London perceived there to be high levels of antisocial behaviour in their area than in any other region, 29% of people in London perceived high levels of anti-social behaviour, compared with 17% of people nationally.

- 5 million workers experience stress; half a million believe it makes them ill.
- 12.8 million working days were lost to stress, depression and anxiety in 2004/5. It can translate in poor performance and rage - 65% of office workers had experienced "office rage" and 80.4% of drivers claim to have been involved in road rage incidents.



“My mum suffers terrible stress at work everyday as she gets bullied - verbally. It has been going on for a while now and I'm worried that she will suffer from a nervous break down. I think that there should be some sort of supervision in the workplace to help prevent this sort of thing from happening”. Katherine, England – email to BBC News

- The 2003 Stressed Out survey by the Samaritans, the UK emotional support charity, found: "People's jobs are the single biggest cause of stress... with over a third (36%) of Britons citing it as one of their biggest stressors".
- Our MORI survey revealed that 21% of women against 17% of men are unhappy because of stress and anxiety – and in general, 25% of respondents between 15-24 years old
- Job satisfaction may play a role. Between 1985 and 1995 UK job satisfaction fell from 70% to 50% - the biggest drop and the lowest level of any EU country. 84% of British workers feel more stressed at work than 5 years ago.
- Evidence shows that stress could eventually lead to alcoholism. Research by the Mental Health Foundation shows that people say alcohol makes them feel relaxed (77 %), happy (63 %), more able to fit in socially (44 %) and more confident (41 %).
- Anger is also a growing problem: 65% of office workers have experienced office rage. 65% of people express anger over the phone, 26% in writing and 9% face to face. 1 in 4 drivers admit to committing an act of road rage.
- Stress and anger do not always have to do with work. Britons spend 407 hours per person per year, shopping. Over half have stormed out of a shop due to bad service and frustration.

26 Loneliness and isolation

- Our MORI poll shows that young people are most likely to feel lonely.
- 25% of 15-24 year old said they feel lonely at weekends; 18% of 55+ admitted going a full day without speaking to anyone. 2% of respondents have telephoned the Samaritans or other emergency helpline in the last year.
- Of these, the highest proportion were women – mostly divorced or separated.


"I've got a sister who lives in Aylesbury, Buckinghamshire, and a brother who lives in Wiltshire, and none of them will come and visit me because they're frightened to leave their cars" Margaret, disabled, 68 years old, London



- A MORI survey in 2000 revealed that nearly one million older people are acutely isolated and over one million people aged 65 and over (12 %) feel trapped in their own home. 92% of older people either live alone or with a spouse, compared to 49% half a century ago.
- 11% of over 65s report never going out to see relatives or friends and 4% are never visited by a relative or friend.
- While older people are twice as likely to spend Christmas alone as younger people, younger people are increasingly experiencing loneliness at weekends.
- A third of people say they have an 'unsatisfactory friendship network'. Just under half (49%) had an 'unsatisfactory relatives network'. 20% had neither at all. One in fifty (2 %) people said they had nobody to turn to in a personal crisis.
- Loneliness and isolation can lead to fear, depression and ill physical and mental health. It can contribute to increasing rates of suicide and self harm.

- Our Mori survey shows that 5% of 15-24 years old and 4% of 35-44 year olds cite bullying as the main cause for their unhappiness in the last few years (2005).
- Bullying accounts for one in four calls to ChildLine, more than 31,000 last year.

'I am at the stage of wanting to die instead of going to school.' Alex, 11,
'The things they say feel like a dagger in my back.'
Mark, 10, ChildLine.



- Last year more than 20,000 children and young people called ChildLine about bullying, making it the most common problem.
- A survey by the teenage girls' magazine, Sugar, found that only 2% of girls would tell a teacher if they were being bullied.
- Bullying is also widespread at work. A survey by UNISON revealed that 66 % of the respondents had experienced or witnessed bullying. 34 % of those bullied reported that it had gone on for more than three years.
- According to the TUC, UK business loses an estimated 18 million working days a year through the effects of workplace bullying.
- Bullying often goes unreported – because of humiliation or fear of losing a job.

28 Bored Teenagers with Nothing to do

- Most people see lack of things to do as a major cause of many of the social problems associated with young people.
- Boredom can lead young people to vandalism, crime and depression.
- 47% of 14-25 year olds feel that there is a lack of things to do for the youth in their community.



“I get stressed when I have nothing to do, when I sit around getting bored. I am anxious to get on in my life 'turn it around'.” (19 year old homeless Asian male, Alone in London)

- 6 in 10 young people, and 8 in 10 parents, think there is not enough for young people to do in the area where they live (Mori 2002). This is particularly significant for teenagers and young people living in rural areas.
- Research consistently shows that lack of local activities for young people is one of the most significant concerns of both teenagers and parents and a key propensity factor for drug use, vandalism, crime and other anti-social behaviour. 7 in 10 parents believe young people commit crime because they have nothing to do and nowhere to go.
- Boredom is not only a problem for young people. A growing number of post-retirees report a lack of freely available, accessible spaces and things to do.

29

Identity and Self Efficacy

- Weak self identity can lead to **low self esteem, low expectations and few aspirations.**
- Evidence for ethnic minority groups shows that, unlike low income white families, Asian children are growing up in families where high rates of poverty are accompanied by high expectations of their children and higher achievement. Black Caribbean children (mainly boys) on the other hand show the opposite.



- Many people, especially young people and those in transition periods, experience a lack of self-identity and associated soft skills.
- Observers working on the front line with young people describe the self-excluding behaviour of many teenagers – including gangs - as a result of their struggles with their identity.
- Self-efficacy is key to promoting students' engagement and learning. The level of performance at school is strongly related to motivation and expectations at home and it varies dramatically by ethnic group.
- The proportion of white students getting five good GCSEs in 2000 was 50%, for Asian students it was 49% but for black students it was 37%. Black Caribbean pupils are three times as likely to be excluded from school as White pupils. Black young adults are three times as likely as white young adults to be in prison. Expectations, poverty and low self esteem play an important role in determining life chances.

- Racial, sexual, income prejudice are still present.
- There is strong evidence of prejudice on income. Many potential employers still associate poverty with alcohol and drug misuse, violent fathers and bad parenting.
- Despite Britain's having the highest rate of inter racial relationships in the world, mixed race children are still often victims of racism from both whites and blacks.



"One thing that does upset me is rowdy youths on the train especially when they're drinking - they pick on people who are different and the guard just ignores it." (Orthodox member of Gateshead Jewish community).

- 95% of people acknowledge the existence of prejudice towards minority groups. Almost two-thirds of people in England (64%) can name at least one minority group towards whom they feel less positive – representing 25 million adults across the country. Among the most disliked groups are refugees /asylum seekers (34% or 13.6 million adults). For every person of non-white ethnic origin in England (3.5 million people) there are at least 2 who feel less positive towards them.
- The most publicly persecuted group are by far the Gypsy and Traveller community. Mori/Stonewall 2001 survey found that two-thirds of white people in Britain admit they are prejudiced against at least one minority group, with Gypsies the most likely target. Hate crime, particularly in rural areas is on the up, as are reports of violent racist attacks.
- Around one in six (17% or 6.8 million adults) feel less positive towards gay or lesbian people. Many older gay, lesbian and trans-gendered people face particular prejudice from service providers and other old people, whose views tend to be more traditional. Older gay men can suffer deeply upsetting prejudice as they are commonly confused with paedophiles.
- One in ten people (11%) say they know someone who is prejudiced against disabled people (Mori 2001). A report published in 1997 showed that 40 % of the members of the public surveyed associated mental illness with violence and said that this belief was based on the media (Philo 1997).

Damaging consumption

“New problems that are the result of progress, prosperity, opportunity and success – these include the implications of living longer lives, behavioural problems like obesity, bad diet, STDs and rise in chronic diseases”

- Obesity among adults has risen by 300% in the last 20 years in the UK, with 1 in 5 adults being classified clinically obese. In England, 22% boys and 28% girls aged between 2-15 years are either overweight or obese.
- Nearly two thirds of men and over half of women are overweight or obese, at an approximate cost of £2 billion a year to the economy.

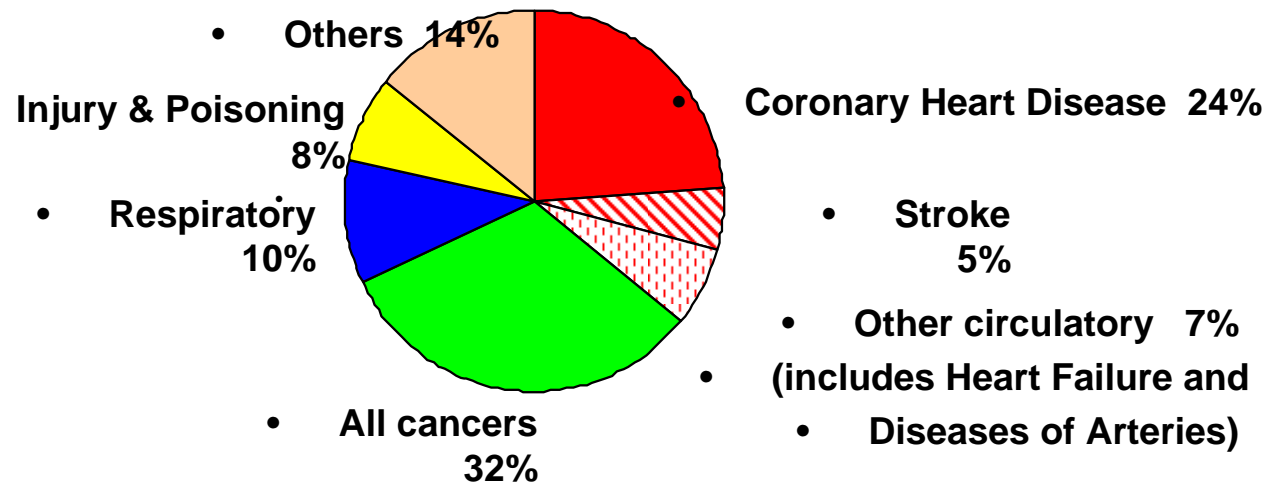
***“People always stare. One time we were walking our kids to a pig pen near home and someone drove past and shouted 'I think you're going to the right place'. I also had high blood pressure.”
(Rosemary 24 stones)***



- Over 30,000 deaths a year are caused by obesity in England alone. A study by the National Audit Office in 2002 estimated the condition costs the NHS £500 million a year.
- Adult obesity rates have almost quadrupled in the last 25 years. The number of obese children has tripled in the last 20 years.
- One in 10 six-year-olds is obese. On present trends half of all children in England in 2020 could be obese.
- Obesity can lead to health problems, including arthritis, heart disease and diabetes. Obese children are often depressed and may be storing up health problems for later in life.
- Obesity is linked to social class, being more common among those in the routine or semi-routine occupational groups than the managerial and professional groups. The link is stronger among women. In 2001, 30 % of women in routine occupations were classified as obese compared with 16 % in higher managerial and professional occupations (ONS).



- The rise in chronic disease is both a result of the success in tackling other causes of death and of new patterns of consumption and lifestyle. At any one time, as many as 17.5 million adults may be living with a chronic disease.
- Over 4 in 5 deaths of under 75s are now caused by a non communicable disease like coronary heart disease, vascular disease, cancer and emphysema.



- Every year around 10,000 people under the age of 55 have a stroke and of these, a thousand are under the age of 30.
- There is a heavier burden on men (graph on previous slide)
- Coronary heart disease (CHD) kills more than 110,000 people in England every year. More than 1.4 million people suffer from angina and 275,000 people have a heart attack annually. It is still the biggest killer in the country.
- Around 1.3 million people in England are diagnosed with diabetes; possibly another 1 million go undiagnosed. 6% of all deaths are estimated to be diabetes related. Death rates from CHD are up to five times higher in people with diabetes.
- The UK has higher asthma rates than any other country on the planet: eight million people in the UK have been diagnosed with asthma, 5.2 million are on treatment and 1,400 die of it every year. Of these two thirds are preventable.
- Many chronic non communicable diseases are associated with poverty, bad diet, lifestyle. 7% and 10% of all those complaining of chest pains in hospitals were found to have traces of cocaine in their urine. With the under-40s cocaine usage was markedly higher. Hospitals are already reporting patients in their early 30s suffering strokes and severe coronary heart disease brought on by cocaine use.
- 14% of respondents to our Mori survey claimed to have suffered from a lack of information on the type of care available to them or their family when seriously ill.

- These include *binge drinking, smoking, poor diet, self harm, drugs and lack of exercise.*
- Alcohol-related deaths in England and Wales rose 18.4% between 2000 and 2004 – deaths from cirrhosis of the liver have risen 500% since 1970.
- There are about 250,000 problematic drug users in Britain today, mainly heroin addicts, whose habits cause most damage to themselves and others.
- In 2002 10% of secondary school children aged 11-15 smoked at least one cigarette per week. One cigarette is equivalent to 11 minutes of life expectancy.
- More than 24,000 teenagers are taken to hospital in Britain each year after deliberately harming themselves through drug overdose or cutting themselves.



***“What do I spend money on?
Drugs and booze...Hash and
booze, and if it’s Mother’s Day
or something I’ll get a bunch
of flowers or something”
(Young man, Scotland, 2005)***

- 5.9 million people in Britain drink more than twice the recommended daily guidelines 'on occasion'. Around 5,000 deaths from cancer are caused by alcohol.
- Drinking is a public health menace in the UK, inflicting a wide range of medical and social harms. There are deaths from cirrhosis of the liver, damage to the pancreas, degeneration of the brain and infertility. It also causes alcohol related violence and alcohol related vulnerability. The figure for alcohol related domestic assault is 360,000 and there are around 80,000 arrests for drink related behaviour.
- Among 11 to 15 year olds who drink, this rose from 5.3 units per week in 1990 to 10.5 units in 2004. Only just over half of 13-21 year olds (55%) see binge drinking as 'very risky'.
- In 2002 10 % of secondary school children aged 11-15 in England were regular smokers. Girls are more likely to smoke than boys – 11 % compared with 9 % in 2002. More teenage girls are taking up smoking just to keep their weight down, evidence suggests.
- Children starting to smoke at the age of 15 years are three times more likely to die from smoking than adults starting in their mid twenties.
- The number of deaths related to drug poisoning in England and Wales rose to 2,598 in 2004. This is an increase of 6% compared with 2003. This figure is still lower than in 2000 – the year with the highest recorded number of deaths at 2,967. The number of deaths involving heroin or morphine rose in 2004, to 744 deaths, breaking the decline seen in the previous three years from the highest recorded number of 926 deaths in 2000. The number of deaths involving methadone and cocaine also increased to 200 deaths and 147 deaths respectively.

- Teenage birth rate in Britain is twice as high as in Germany, three times as high as in France and six times as high as in the Netherlands.
- 8 out of 10 girls see having sex without condoms as 'very risky' - only 56% of boys do.
- Contraceptive advice and confidential counselling are still very patchy and extremely limited for under 16's, despite the fact that one third of 16 year olds is sexually active.



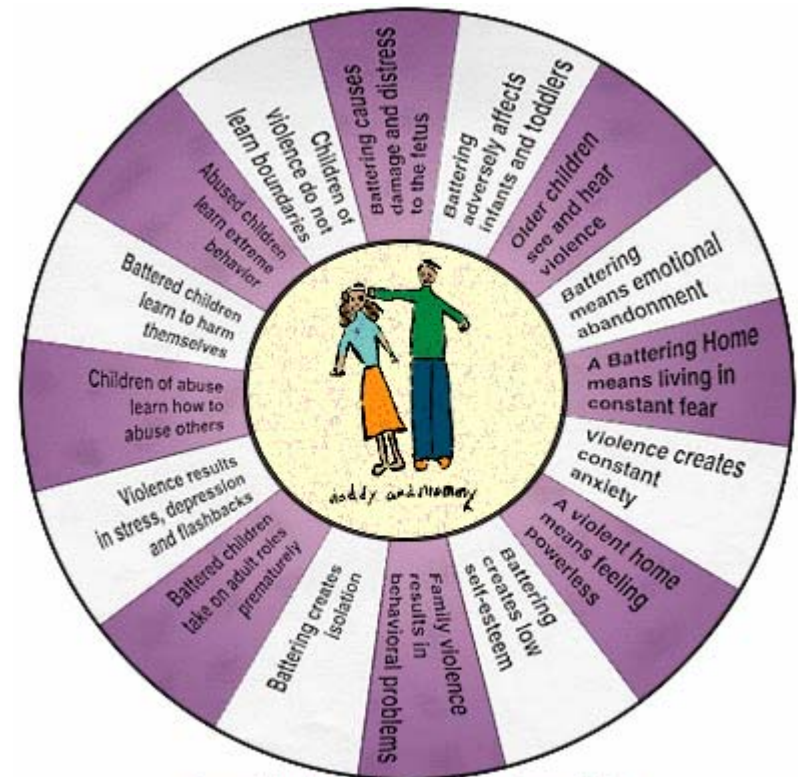
“My mum did take me to the doctor. He refused to put me on the Pill. I was 13 years old, it was four weeks to my 14th birthday. I went back when I was 14, but I was already pregnant.”

- One youngster in every 14 has sex in their first teenage year. One in four girls is reported to have had sex before the age of 16 and one in 12 has asked for contraception at a sex clinic at the age of 14.
- Children in and leaving care are at high risk of pregnancy. 25% of care leavers have had a child by the age of 16; almost half of care leavers are mothers within 18-24 months of leaving care.
- Low educational achievement is also a major risk factor for teenage parenthood. A study of 150 teenage mothers in South London found that 40% had left school with no qualifications compared with national average of 6.6%.
- Sexual ignorance can lead to the spread of sexually transmitted diseases, of which one of the most deadly is HIV infection. An estimated 58,300 adults were living with HIV in the UK at the end of 2004, of whom 19,700 (34%) were unaware of their infection.
- 39% of those in the UK with AIDS are in their 20s – the majority will have contracted HIV as teenagers.
- Other common STDs include herpes, gonorrhoea, hepatitis A/B/C, syphilis and Chlamydia. A survey in 2004 found that 92% of women and 87% of men aged 16-24 for example were aware of Chlamydia but only 58% of women and 64% of men in the same age group always used condoms. In 2004, 76% of diagnoses of Chlamydia infection in women occurred in the under 25 age group; 36% of diagnoses were in 16-19 year old young women. It is estimated that as many as one in ten sexually active young women may have the infection.

Violence and Abuse

“ These are needs arising from violence and abuse in and outside the home ”

- For **women** aged 19-44, domestic violence is the leading cause of death, greater than cancer and motor vehicle accidents.
- One third of domestic victims are estimated to be **children**. 7% of children are estimated to suffer serious physical abuse, with up to 25% suffering physical abuse at some level.



Copyright 1994 by Barbara Corry, M.A.

"I have to turn three or four clients away each week. It breaks my heart to do it, but as one of the few firms left in our area still doing legal aid, we are totally swamped."

Tim Melville-Walker, whose practice in Hampshire specialises in cases of domestic violence, quoted by The Times, 20.12.2005

- The police receive around 360,000 999 phone calls each year connected with domestic violence by men against women.
- Domestic violence is widespread, affecting more than 500,000 women each year and up to one in four women are affected at some point in their lives. Violence may range from assault through to murder.
- 42% of murder and manslaughter cases in Britain involve a domestic dispute. 89% of the victims who suffer sustained domestic violence are female, however domestic violence can affect the lesbian, gay, bisexual and transgender community and male victims.
- In the UK, in 1999, 37% of female homicide victims were killed by their present or former partner, compared to 6% of men. This totalled 92 women – one every three days (HO).
- 32,100 children were registered on the Child Protection Register 2003 as at risk of physical, emotional and/or sexual abuse or neglect in 2004 across the UK
- 54,000 women and children are given protection in refuges each year. However, abuse often goes unrecognised.
- Child protection services in the UK remain under-resourced and children's safety is currently compromised by a lack of funding, such that only half of all calls to helplines can be answered.

36 Victims of violent crime

- The risk of being a victim of violent crime in the 2004/05 BCS was 3.6% overall, but 14.6% for men aged 16-24. 29% of murder victims were shot in rich areas as opposed to 11% in the poorest.
- Those in poorer areas are more likely to be stabbed with a knife or broken glass, and in 4% of cases, die in a fight, usually by being kicked to death. Generally, people living in Britain's poorest neighbourhoods **are 6 times more likely to be murdered** than those from the most affluent areas.



“ There was a boy causing a lot of trouble in this area about 18 months ago – he was 16/17 and he had a gang of people around him and he ended up killing someone and it was quite frightening the two or three months leading up to that because you knew something was going to happen” (Ruth, Ruchill, Scotland)

- Violent crime has fallen by 43% since its peak in 1995 and has remained relatively stable since 2000.
- However, the number of overall offences involving firearms has been increasing each year since 1997/98. And crime involving imitation weapons was up 55% in 2004-05 compared to the previous year (Crime in England and Wales 2004/2005)
- In 2004 in London there were more than 4,000 gun crime incidents, 1,300 more than the previous year. Young men aged 18 - 20 are mostly likely to be victims. In our MORI survey, 20% of respondents who saw reducing and stopping gun crime were between the ages of 15 and 24 (the highest percentage).
- In 2002/03, adults from a mixed race or Asian background were more likely than those from other ethnic groups to be victims of crime in England and Wales. Almost half (46 %) of adults of Mixed race had been the victim of a crime in the previous 12 months.
- People from minority ethnic groups were much more likely than white people to report that they were 'very worried' about crime. For instance, 43 % of Asian people were very worried about violent crime compared with 19 % of White people.
- Humberside had the highest rate of recorded crime of all the police force areas in England and Wales in 2003/04, at 163 per 1,000 population, while Dyfed Powys, at 63 per 1,000, had the lowest. Plymouth has been called Britain's 'city of hate' with over 30 reported attacks on newcomers a month.
- Households with no household insurance are around three times as likely to be burgled as those with insurance. Half of those on low income do not have any household insurance compared with one in five households on average incomes.

- A survey by the Community and District Nursing Association 2004, indicated that 88% respondents encountered elder abuse at work.
- 30% of patients in hospitals and nursing homes are clinically malnourished and up to 40 % of all people admitted to hospital are "at nutritional risk" (NICE 2006).



“My son took away my house keys and didn’t let me leave the house”. Anonymous, Help the Aged, I Will Campaign Website, 2006

- Abuse may consist of a single or repeated acts. It may be physical, verbal or psychological, it may be an act of neglect or an omission to act, or it may occur when a vulnerable person is persuaded to enter into a financial or sexual transaction to which he or she has not consented, or cannot consent. Abuse can occur in any relationship and may result in significant harm to, or exploitation of, the person subjected to it.
- Statistics taken from calls to the Scottish Helpline for Older People show that men made about the same number of calls to the helpline as women.
- 67% of elder abuse takes place within people's own homes – 12% in nursing homes.
- In Scotland, figures reveal that 33% of abuse had been perpetrated by sons or daughters, 20% by partners, 16% by paid carers, 10% by grandchildren or great-grandchildren, 8% by neighbours, 3% by friends, 3% by other residents or patients, 3% by family carers and 2% by others. 33% of callers identified psychological and physical abuse as the main abuse, 20% alleging financial abuse and 14% neglect (Age Concern Scotland)
- 500,000 older people in England are being abused at any one time, yet many people are unaware of the problem and few measures have been taken to address it.

38 Victims of cultural violence



"The ultimatum was 'you either marry who we say or you are dead in our eyes' and that was how they treated me" Jasvinder Sanghera BBC News 2004

- This usually includes forced marriage, female genital mutilation, and so-called 'honour crimes' perpetrated by family members.
- The Police believe there may be as many as 12 honour killings in the UK every year. The Forced Marriage Unit of the FCO sees around 300 cases per year in the UK and involving UK citizens abroad. About ¼ of those result in an individual being repatriated to the UK.

- Data on such culturally sensitive violence is extremely hard to collate. Neither governmental departments nor law enforcement agencies record statistics on 'honour killings' or 'honour crimes' thus making it very difficult to identify precise numbers.
- Forced marriage is primarily an issue of violence against women. Most cases involve young women and girls aged between 13 and 30 years, although, there is evidence to suggest that as many as 15% of victims are male. The majority of cases of forced marriage encountered in the UK involve South Asian families. There are also cases involving families from East Asia, the Middle East, Europe and Africa.
- The Metropolitan Police Service, who began a process of consultation and information gathering on 'honour killings' in 2003 estimates that there are ca. 12 'honour killings' a year. Honour crimes are not confined to south Asian families. There are also cases from Turkish, Romany, Bosnian and Kosovan, West African and Middle Eastern families.

- In 2003, 2170 people were killed or seriously injured in drink related accidents. 19% of drivers and riders killed on the roads in 2003 were over the legal blood alcohol limit.
- The number of children killed on Britain's roads was up 14% last year (from 191 to 218).



We couldn't take it any more and we moved out of London. Before this I was probably one of those people who said speed cameras were just money-spinners. But now I really hope it can save another life. The camera is a good idea, but sadly it is too late for us."

Stepdad, electrician Peter Chase, 48

- More than twice as many boys as girls are killed or seriously injured in pedestrian and cycle accidents.
- Motorcyclists represent 1% of traffic but represent 20% of deaths and serious injuries. Motorcycle riders are 40 times more likely to be killed than car drivers.
- Only in 2003, 693 motorcyclists, 114 cyclists and 774 pedestrians were killed in road accidents. Pedestrians represent 13% of all road casualties and 22% of all road deaths.
- One in 10 drivers and front seat passengers, and four in 10 rear seat adults do not wear seatbelts - About 10 front seat users are killed every year by unbelted rear seat passengers.
- Speeding contributes to the 36,000 serious injuries and 3,000 deaths that occur on Britain's roads each year while falling asleep at the wheel is the cause of around 20% of accidents on long journeys on trunk roads and motorways
- 6% of all road casualties and 16% of deaths in 2003 occurred when someone was driving over the legal limit for alcohol.

- The number of children in custody has risen from 3,130 in October 2004 to 3,423 in September 2005.
- Over 20% of prisons hold just one young adult - and lack the means to cope with young people's needs. **29 children have died in prison since 1990** – an average of 2 every year.



“Young adults still remain some of the most overlooked and under-resourced prisoners. Some establishments resembled transit camps, rather than effective young offender institutions. Bullying is a particular concern for this age-group”
Chief Inspector of Prisons Report, 2005

- Injuries, assaults, self harm and bullying are endemic in some custodial institutions, there were 1407 incidents of self harm in prison service custody between 1998 and 2002.
- Around 1/3 of children in custody are routinely held more than 50 miles from home.
- 800% – the percentage increase in the number of children aged 10-14 held in the secure estate between 1992 and 2002. 90% – the percentage increase in the number of children aged 10-17 held in the secure estate between 1992 and 2002.
- The number of girls in penal custody and prison has increased rapidly by 35% from 198 in to 267 and 31% from 85-111 in the last year
- Around 43% of children in custody have some history of being in care. Two fifths of boys and a quarter of girls reported having experienced violence at home. A third of girls and one in twenty boys reported suffering sexual abuse of some form. As many as 85% of children in custody have some form of mental health problem.

These 40 needs fall into six main clusters

The groups suffering from classic poverty – of power, money and place – the poor, the elderly, the disabled and mentally ill, single parents.

A relatively new category of destitutes – falling through the cracks of public policy and caused by globalisation (asylum seekers; trafficked people; modern slaves, undocumented migrants etc)

People suffering from needs arising from fractured families (and who cannot benefit from their support – people leaving care and having no one to rely on; overstretched parents) or from weak family substitutes who fail to provide the necessary care and support.

People suffering from more psychic needs, less related to material things and poverty, but more related to anxiety and stress due to a changing and more demanding working life, family breakdowns, loneliness, isolation etc.

People who, because of improvements in lifestyles, life chances and medical care, suffer from needs that are the result of prosperity/success/globalisation/ better spending power: rise in diseases (chronic and infectious), bad diet, STDs etc.

The passive victims of violence, road accidents, crime and abuse

Causes

The key upstream causes of these many needs include:

- A) **Economy** – Shifts in market demand, production technologies etc which leave significant groups without anything to sell as industries disappear, skills become redundant, attitudes become obsolete, *raison d'etre* for location disappears (eg. near mining, ports etc)
- B) **Globalisation** - Globalisation is creating new patterns of need as crises (war, civil war) prompt people flows, etc, or economic migration caused by lack of opportunities back in the country of origin.
- C) **Structures of support** - Weakening or inadequate support structures, in particular family, institutions (prison; rehab; care and nursing homes), social networks creates and reinforces needs.
-
- D) **Discrimination** - In all societies discrimination, prejudice and unequal formal rights can cause acute need for particular groups.
- E) **Demography** - Demographic changes (ageing populations, smaller families, chronic disease) create new patterns of need - for example, immobility for old people, chronic illness, loneliness etc.
- F) **Market Forces** - And abundance & accessibility of addictive substances and activities create its own pattern of needs amongst some people (though complex patterns determine who is affected and who isn't ..) , amplified by market forces (especially market pressures on young people) -- i.e. bad diet, obesity, bad habits (drinking, smoking, drug use).

Key priorities for any future needs mapping include:

- Thorough mapping of multiple needs – manifest in the same groups (eg. care leavers, deprived areas &c)
- Thorough analysis of causal patterns and the interconnectedness of needs
- Analysis of 'positive deviants', and the resources with which people successfully meet needs against the grain

What next?



A summary

Poverty of place, money and power	Needs arising from globalisation	Needs arising from fractured families (and weak family substitutes)	Psychic needs	Damaging consumption	Violence and abuse
<ul style="list-style-type: none"> 1. Poverty 2. Accommodation temps 3. Overcrowded housing 4. Obsolete skills 5. Lost in transition 6. The immobilised 7. Risky infections 8. Gremlins: literacy, numeracy and basic skills 9. Nowhere to go 10. Financially disempowered 11. Debt ridden 12. Legally disempowered 	<ul style="list-style-type: none"> 13. Trafficked women and children 14. Insecure and illegal 15. Modern slaves 17. Language barriers 	<ul style="list-style-type: none"> 17. Child runaways 18. Overstretched parents 19. Informal carers 20. Ex institutionalised 21. Undignified death 	<ul style="list-style-type: none"> 22. Mentally ill adults 23. Mentally ill children 24. Fear 25. Stress and anger 26. Loneliness and isolation 27. Bullying 28. Bored teenagers with nothing to do 29. Identity and self efficacy 30. Prejudice 	<ul style="list-style-type: none"> 31. Obesity 32. Chronic diseases 33. Self damaging habits 34. Sexual ignorance 	<ul style="list-style-type: none"> 35. Victims of domestic violence 36. Victims of violent crime 37. Elder abuse 38. Victims of cultural violence 39. Road victims 40. Children in prison

Caveats & difficult issues

- Many people fall through the cracks and are not represented by the data, choose not to speak or are denied a voice. Their needs go often unnoticed.
- Many pressing needs are informed and created by strong cultural and moral norms and values and are therefore difficult to meet and address. Paedophilia; abortion; cultural violence (genital mutilation; forced marriages) are only some examples.
- Our work has not attempted to prioritise needs in a systematic way – this requires value judgements about desert as well as need.

There were several people that I asked to take part in these interviews that either declined or were too unwell to take part. These people effectively have no voice and rely entirely on agencies recognizing and providing for their needs.” (Julia Dickinson, Herefordshire, MIND)

Infinite needs and limited resources

Needs are potentially infinite. Resources are limited :

- £400bn spent by government
- £7.3bn from public charitable donations
- £2bn from foundations
- £315m from corporate CSR
- £692m committed by BLF
- Any resources from Unclaimed Assets therefore need to be used very strategically ...

How needs can be met by civic action ...

Unmet needs can be addressed with new philanthropic resources in at least four different ways:

- **Philanthropy** to support existing models
- **Campaigning** to persuade government to provide new services, funding
- **Innovation** to develop new models if existing models are failing
- **Investment** to develop capacities so that needs can be met sustainably.

Investment as a solution

Investment is most likely to be an appropriate response:

- Where there is a realistic prospect of purchasing power in the hands of poor people and communities.
- Where there is a realistic prospect of public purchasing and contracts.
- Relevant in all 6 groups
- Strong case for focus on upstream – eg young people &c

Future needs mapping?

- We believe that there is a strong case for an exercise like this to be done regularly, i.e. every 2 - 3 years, mapping the shifting positions of needs using qualitative and quantitative data to inform:
 - Any future funding stream
 - Foundations
 - Government
 - Local authorities
 - Charities
 - Wider public
- Such an exercise would be able to move forward in the priority tasks identified above – better understanding of multiple needs; better understanding of the interconnection of needs; and better understanding of how people and communities buck trends in meeting their own needs.

Sources

Project team:

Dr. Geoff Mulgan; Dr. Alessandra Buonfino; Lilli Geissendorfer.

Key organisations:

MORI; Henley Centre; One plus One; Relate; CAB; Design Council; TUC; CAGE; Alone in London; Refugee Council; MIND; National Consumer Association; Faith in the Community, Scotland; Oxfam UK; DFID; Demos; PSI; IPPR.

Key sources:

- PM Strategy Unit; Office of National statistics; Joseph Rowntree Foundation; Audit Commission; Futurebuilders; Metropolitan police; Office of National Statistics; Demos; Oxfam Poverty UK; MIND; Department of Health; Policy Studies Institute; DWP; ODPM; FCO; ChildLine; Joseph Rowntree Foundation; DfES; The Guardian; BBC; The Children Society; Amnesty International; Home Office; MORI and others.

Thanks to ...

Prof. Danny Dorling; Debbie Humphry (photographer); Gemma Stevenson & Andrew Curry (Henley Centre); Bobby Duffy (MORI); Paul Barker; Kirsteen Tait; James Cornford; Jane Clarke; Anja Rudinger, Nancy Kelly and Alistair Griggs (Refugee Council); Rev. John Matthews (Ruchill); Ben Cavanagh (Faith in the Community, Scotland); Ellen Wratten (DFID); Geraldine Blake (Community Links); Sammy Musyoki (IDS, Sussex); Ruksana Zaman, Hannah Mould, Laurie Waller, Muin Boase, Daniel Fitzpatrick, Femi Adekunle, Nadira Huda, Liz Hughes (Oxfam UK Poverty programme); Penny Mansfield (One plus one); Megan Pacey and Anne Clarke (Alone in London); Jennifer Rankin (IPPR); Richard Exell and Chidi King (TUC); Ivonne Domaghy (Deptford 999 Club); Abena Dadze-Arthur (National Consumer Association); Jane Ribbens McCarthy (Open University); Andrew Bengry-Howell (University of Bath); Eldin Fahmy (University of Bristol); Natasha Finlayson; Gill Jones (Keele University); Chris McDermott (Conflict and Change Project, Newham); Travis Seewall (Goldsmiths' College); Julia Dickinson (MIND Herefordshire); Philip Taylor (Cambridge University); Allison Smith (Social Exclusion Unit); Gill Jones; Hanna Green (Demos); Tom Owen (Help the Aged); Lindsay River (Polari); Helen Leadbitter (Children's Society); Judith Moran (Quaker Social Action); Anna Halsall (University of East London); Charlotte Smith (NSPCC) and others.